

Product datasheet for **TA385530M**

USP10 Rabbit Monoclonal Antibody [Clone ID: R07-7E5]

Product data:

Product Type:	Primary Antibodies
Clone Name:	R07-7E5
Applications:	IF, IHC, IP, WB
Recommended Dilution:	WB: 1/1000 IHC: 1/50 ICC/IF: 1/50 IP: 1/20
Reactivity:	Human
Host:	Rabbit
Isotype:	IgG
Clonality:	Monoclonal
Immunogen:	A synthetic peptide of human USP10
Formulation:	50mM Tris-Glycine(pH 7.4), 0.15M NaCl, 40% Glycerol, 0.01% Sodium azide and 0.05% BSA
Concentration:	lot specific
Purification:	Affinity Purified
Conjugation:	Unconjugated
Storage:	Store at 4°C short term. Aliquot and store at -20°C long term. Avoid freeze/thaw cycles.
Stability:	1 year
Predicted Protein Size:	Calculated MW: 87 kDa; Observed MW: 110 kDa
Gene Name:	ubiquitin specific peptidase 10
Database Link:	Entrez Gene 9100 Human Q14694




[View online »](#)

Background:

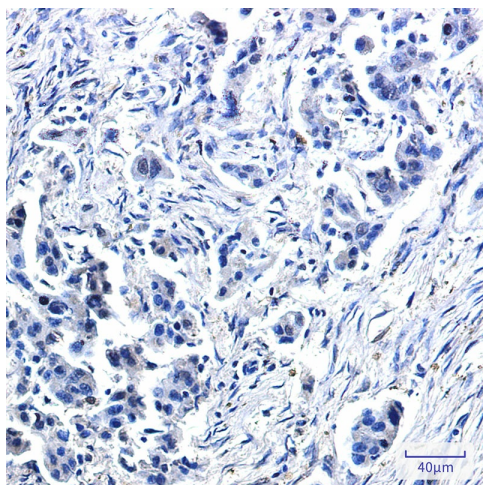
Swiss-Prot Acc.Q14694.Hydrolase that can remove conjugated ubiquitin from target proteins such as p53/TP53, BECN1, SNX3 and CFTR. Acts as an essential regulator of p53/TP53 stability: in unstressed cells, specifically deubiquitinates p53/TP53 in the cytoplasm, leading to counteract MDM2 action and stabilize p53/TP53. Following DNA damage, translocates to the nucleus and deubiquitinates p53/TP53, leading to regulate the p53/TP53-dependent DNA damage response. Component of a regulatory loop that controls autophagy and p53/TP53 levels: mediates deubiquitination of BECN1, a key regulator of autophagy, leading to stabilize the PIK3C3/VPS34-containing complexes. In turn, PIK3C3/VPS34-containing complexes regulate USP10 stability, suggesting the existence of a regulatory system by which PIK3C3/VPS34-containing complexes regulate p53/TP53 protein levels via USP10 and USP13. Does not deubiquitinate MDM2. Deubiquitinates CFTR in early endosomes, enhancing its endocytic recycling. Involved in a TANK-dependent negative feedback response to attenuate NF-kappaB activation via deubiquitinating IKBKG or TRAF6 in response to interleukin-1-beta (IL1B) stimulation or upon DNA damage (PubMed:25861989). Deubiquitinates TBX21 leading to its stabilization (PubMed:24845384).

Synonyms:

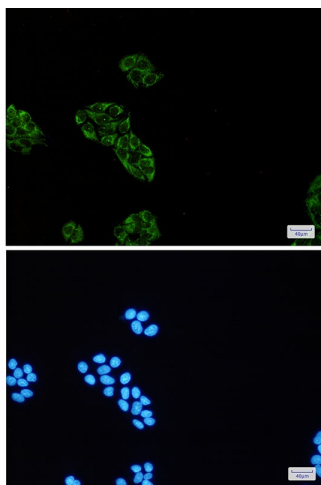
KIAA0190; MGC2621; UBPO; USP32

Product images:


Western blot analysis of USP10 in HeLa lysates using USP10 antibody.



Immunohistochemistry analysis of paraffin-embedded Human lung cancer using USP10 antibody. High-pressure and temperature Sodium Citrate pH 6.0 was used for antigen retrieval.



Immunocytochemistry analysis of USP10(green) in Hela using USP10 antibody, and DAPI(blue)