

Product datasheet for **TA385506M**

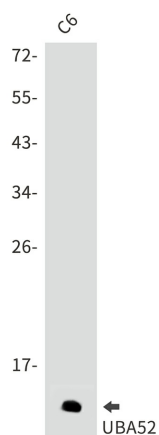
UBA52 Rabbit Polyclonal Antibody

Product data:


Product Type:	Primary Antibodies
Applications:	FC, IF, IP, WB
Recommended Dilution:	WB: 1/1000-1/5000 ICC/IF: 1/20-1/100 FC: 1/500 IP: 1/20
Reactivity:	Human, Rat
Host:	Rabbit
Isotype:	IgG
Clonality:	Polyclonal
Immunogen:	A synthetic peptide of human UBA52
Formulation:	50mM Tris-Glycine(pH 7.4), 0.15M NaCl, 40% Glycerol, 0.01% Sodium azide and 0.05% BSA
Concentration:	lot specific
Purification:	Affinity Purified
Conjugation:	Unconjugated
Storage:	Store at 4°C short term. Aliquot and store at -20°C long term. Avoid freeze/thaw cycles.
Stability:	1 year
Predicted Protein Size:	Calculated MW: 15 kDa; Observed MW: 10 kDa
Gene Name:	ubiquitin A-52 residue ribosomal protein fusion product 1
Database Link:	Entrez Gene 7311 Human P62987
Background:	Swiss-Prot Acc.P62987.
Synonyms:	CEP52; HUBCEP52; MGC57125; MGC126879; MGC126881; RPL40; UBA80; UBCEP1; UBCEP2; ubiquitin-CEP52

[View online »](#)

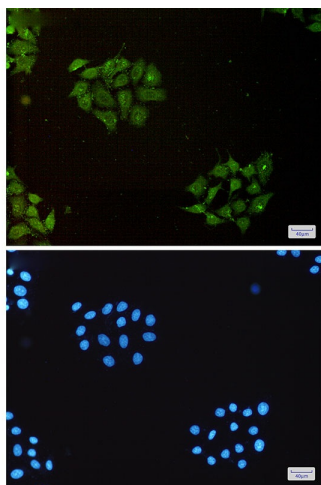
Product images:



Western blot analysis of UBA52 in C6 lysates using UBA52 antibody.



Western blot analysis of UBA52 in HeLa, SKOV-3 lysates using UBA52 antibody.



Immunocytochemistry analysis of UBA52(green)
in HeLa using UBA52 antibody, and DAPI(blue)