

Product datasheet for **TA385363S**

SUN1 Rabbit Monoclonal Antibody [Clone ID: R05-9D5]

Product data:

Product Type:	Primary Antibodies
Clone Name:	R05-9D5
Applications:	IF, IHC, WB
Recommended Dilution:	WB: 1/1000 IHC: 1/50 ICC/IF: 1/50
Reactivity:	Human
Host:	Rabbit
Isotype:	IgG
Clonality:	Monoclonal
Immunogen:	A synthetic peptide of human SUN1
Formulation:	50mM Tris-Glycine(pH 7.4), 0.15M NaCl, 40% Glycerol, 0.01% Sodium azide and 0.05% BSA
Concentration:	lot specific
Purification:	Affinity Purified
Conjugation:	Unconjugated
Storage:	Store at 4°C short term. Aliquot and store at -20°C long term. Avoid freeze/thaw cycles.
Stability:	1 year
Predicted Protein Size:	Calculated MW: 90 kDa; Observed MW: 90 kDa
Gene Name:	Sad1 and UNC84 domain containing 1
Database Link:	Entrez Gene 23353 Human O94901



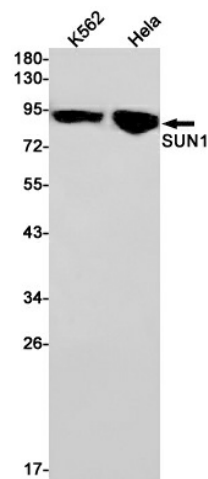
[View online »](#)

Background:

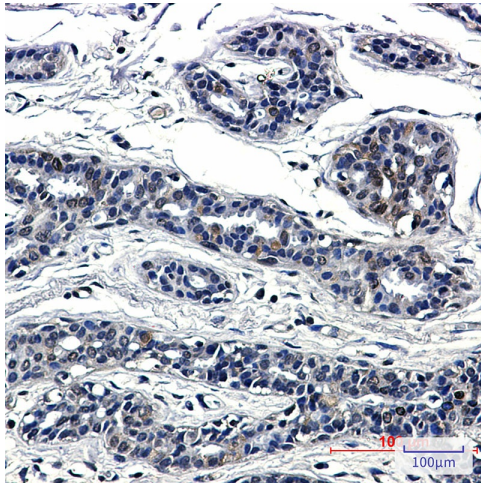
Swiss-Prot Acc.O94901.As a component of the LINC (LInker of Nucleoskeleton and Cytoskeleton) complex involved in the connection between the nuclear lamina and the cytoskeleton (PubMed:18039933, PubMed:18396275). The nucleocytoplasmic interactions established by the LINC complex play an important role in the transmission of mechanical forces across the nuclear envelope and in nuclear movement and positioning . Required for interkinetic nuclear migration (INM) and essential for nucleokinesis and centrosome-nucleus coupling during radial neuronal migration in the cerebral cortex and during glial migration . Involved in telomere attachment to nuclear envelope in the prophase of meiosis implicating a SUN1/2;KASH5 LINC complex in which SUN1 and SUN2 seem to act at least partial redundantly . Required for gametogenesis and involved in selective gene expression of coding and non-coding RNAs needed for gametogenesis . Helps to define the distribution of nuclear pore complexes (NPCs) . Required for efficient localization of SYNE4 in the nuclear envelope . May be involved in nuclear remodeling during sperm head formation in spermatogenesis . May play a role in DNA repair by suppressing non-homologous end joining repair to facilitate the repair of DNA cross-links (PubMed:24375709).

Synonyms:

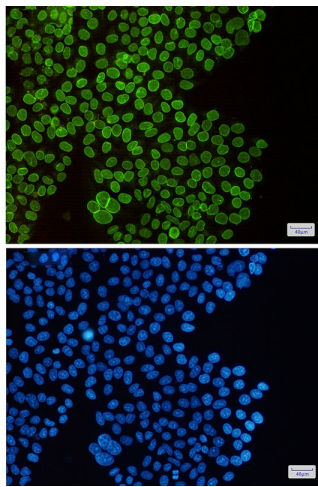
UNC84A

Product images:

Western blot analysis of SUN1 in K562, HeLa lysates using SUN1 antibody.



Immunohistochemistry analysis of paraffin-embedded Human breast cancer using SUN1 antibody. High-pressure and temperature Sodium Citrate pH 6.0 was used for antigen retrieval.



Immunocytochemistry analysis of SUN1 (green) in HeLa using SUN1 antibody, and DAPI (blue)