

## Product datasheet for **TA385146S**

### hnRNP G (RBMX) Rabbit Monoclonal Antibody [Clone ID: R03-1C9]

#### Product data:

Product Type:	Primary Antibodies
Clone Name:	R03-1C9
Applications:	IF, IHC, WB
Recommended Dilution:	WB: 1/1000 IHC: 1/20-1/100 ICC/IF: 1/20-1/50
Reactivity:	Human
Host:	Rabbit
Isotype:	IgG
Clonality:	Monoclonal
Immunogen:	A synthetic peptide of human hnRNP G
Formulation:	50mM Tris-Glycine(pH 7.4), 0.15M NaCl, 40% Glycerol, 0.01% Sodium azide and 0.05% BSA
Concentration:	lot specific
Purification:	Affinity Purified
Conjugation:	Unconjugated
Storage:	Store at 4°C short term. Aliquot and store at -20°C long term. Avoid freeze/thaw cycles.
Stability:	1 year
Predicted Protein Size:	Calculated MW: 42 kDa; Observed MW: 42 kDa
Gene Name:	RNA binding motif protein, X-linked
Database Link:	<a href="#">Entrez Gene 27316 Human P38159</a>



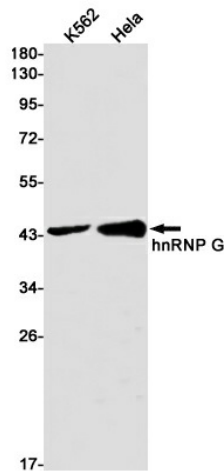
[View online »](#)

**Background:**

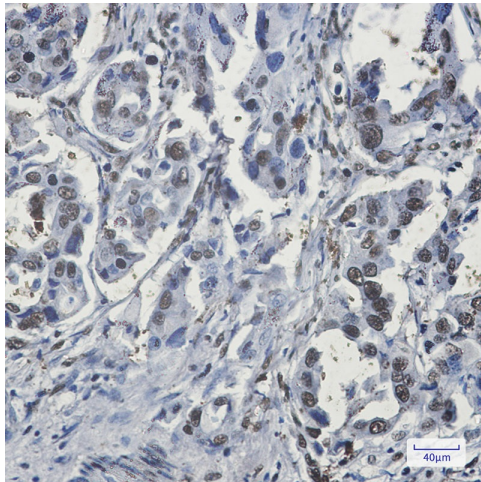
Swiss-Prot Acc.P38159.RNA-binding protein that plays several role in the regulation of pre- and post-transcriptional processes. Implicated in tissue-specific regulation of gene transcription and alternative splicing of several pre-mRNAs. Binds to and stimulates transcription from the tumor suppressor TXNIP gene promoter; may thus be involved in tumor suppression. When associated with SAFB, binds to and stimulates transcription from the SREBF1 promoter. Associates with nascent mRNAs transcribed by RNA polymerase II. Component of the supraspliceosome complex that regulates pre-mRNA alternative splice site selection. Can either activate or suppress exon inclusion; acts additively with TRA2B to promote exon 7 inclusion of the survival motor neuron SMN2. Represses the splicing of MAPT/Tau exon 10. Binds preferentially to single-stranded 5'-CC[A/C]-rich RNA sequence motifs localized in a single-stranded conformation; probably binds RNA as a homodimer. Binds non-specifically to pre-mRNAs. Plays also a role in the cytoplasmic TNFR1 trafficking pathways; promotes both the IL-1-beta-mediated inducible proteolytic cleavage of TNFR1 ectodomains and the release of TNFR1 exosome-like vesicles to the extracellular compartment.

**Synonyms:**

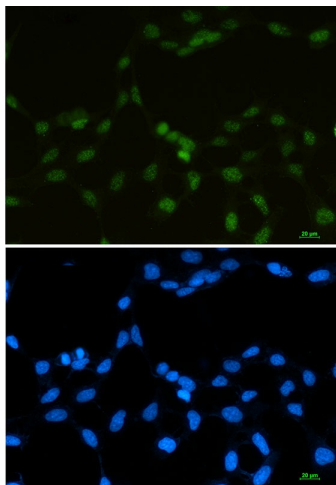
hnRNP-G; HNRPG; RBMXP1; RBMXRT; RNMX

**Product images:**

Western blot analysis of hnRNP G in K562, HeLa lysates using hnRNP G antibody.



Immunohistochemistry analysis of paraffin-embedded Human lung cancer tissue using hnRNP G antibody. High-pressure and temperature Sodium Citrate pH 6.0 was used for antigen retrieval.



Immunocytochemistry analysis of hnRNP G (green) in 293T using hnRNP G antibody, and DAPI (blue).