

Product datasheet for **TA385143**

RBFOX3 Rabbit Monoclonal Antibody [Clone ID: R09-7H2]

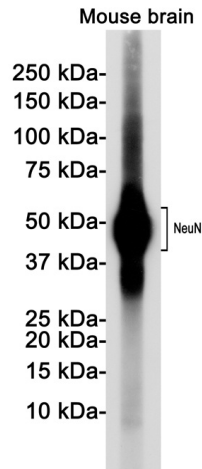
Product data:

Product Type:	Primary Antibodies
Clone Name:	R09-7H2
Applications:	IF, WB
Recommended Dilution:	WB: 1/1000 ICC/IF: 1/100
Reactivity:	Human, Mouse, Rat
Host:	Rabbit
Isotype:	IgG
Clonality:	Monoclonal
Immunogen:	A synthetic peptide of human NeuN
Formulation:	50mM Tris-Glycine(pH 7.4), 0.15M NaCl, 40% Glycerol, 0.01% Sodium azide and 0.05% BSA
Concentration:	lot specific
Purification:	Affinity Purified
Conjugation:	Unconjugated
Storage:	Store at 4°C short term. Aliquot and store at -20°C long term. Avoid freeze/thaw cycles.
Stability:	1 year
Predicted Protein Size:	Calculated MW: 34 kDa; Observed MW: 46-55 kDa
Database Link:	A6NFN3
Background:	Swiss-Prot Acc.A6NFN3.Pre-mRNA alternative splicing regulator. Regulates alternative splicing of RBFOX2 to enhance the production of mRNA species that are targeted for nonsense-mediated decay (NMD).

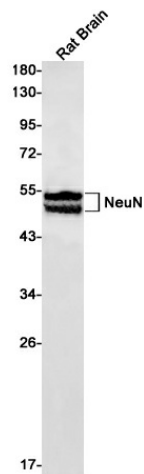


[View online »](#)

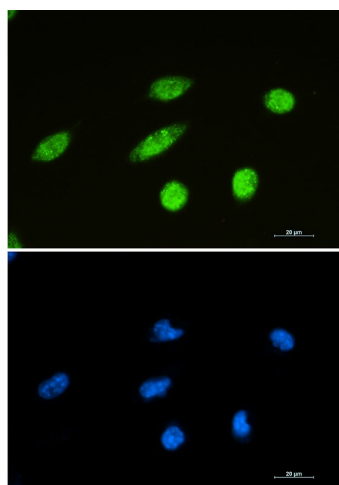
Product images:



Western blot analysis of NeuN in mouse brain lysates using NeuN antibody.



Western blot analysis of NeuN in rat Brain lysates using NeuN antibody



Immunocytochemistry analysis of NeuN (green) in SH-SY5Y using NeuN antibody, and DAPI (blue).