

## Product datasheet for **TA384880**

### iNOS (NOS2) Rabbit Polyclonal Antibody

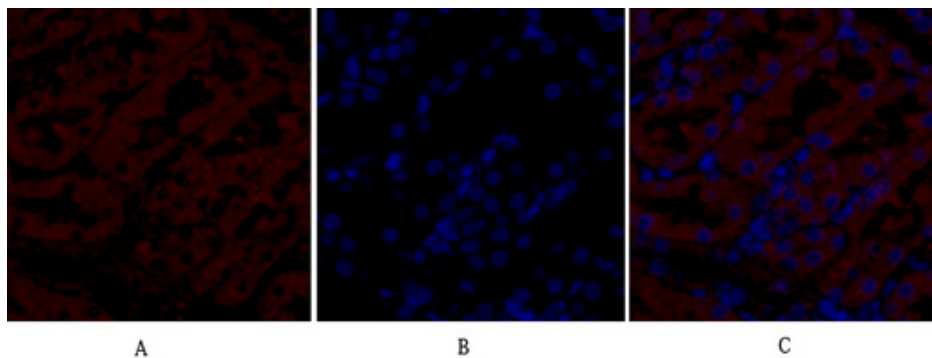
#### Product data:

Product Type:	Primary Antibodies
Applications:	ELISA, IF, IHC, WB
Recommended Dilution:	IF: 1/50-200 WB: 1/500-2000 ELISA: 1/10000-20000 IHC: 1/50-300
Reactivity:	Human, Mouse, Rat
Host:	Rabbit
Isotype:	IgG
Clonality:	Polyclonal
Immunogen:	The antiserum was produced against synthesized peptide derived from human iNOS. AA range:117-166
Formulation:	Liquid in PBS containing 50% glycerol, 0.5% BSA and 0.02% sodium azide, pH 7.3.
Concentration:	lot specific
Purification:	Affinity Purified
Conjugation:	Unconjugated
Storage:	Store at 4°C short term. Aliquot and store at -20°C long term. Avoid freeze/thaw cycles.
Stability:	1 year
Predicted Protein Size:	Observed MW (kDa):131
Gene Name:	nitric oxide synthase 2
Database Link:	<a href="#">Entrez Gene 4843 Human P35228</a>
Background:	Swiss-Prot Acc.P35228.
Synonyms:	HEP-NOS; iNOS; NOS; NOS2A




[View online »](#)


Product images:



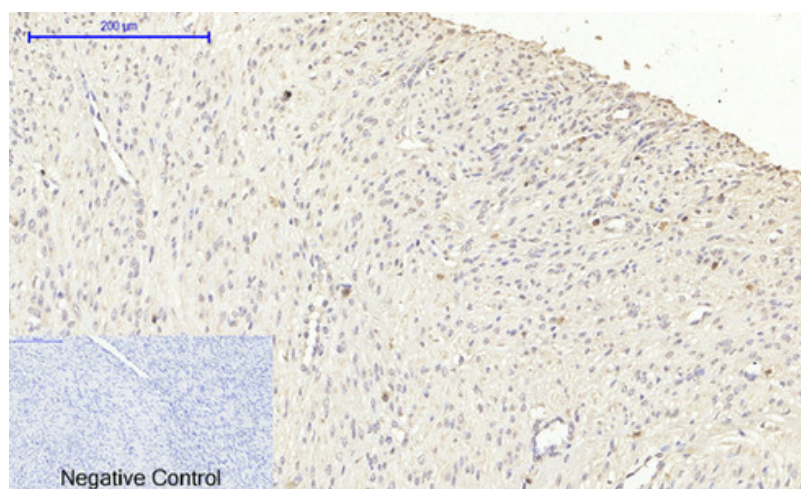
Immunofluorescence analysis of iNOS in rat kidney tissue using iNOS Polyclonal Antibody(red) at dilution 1/200



Western blot analysis of iNOS in 3T3 lysates using iNOS antibody.



Western blot analysis of iNOS in 3T3 cells using iNOS antibody at dilution 1/500



Immunohistochemical analysis of iNOS in paraffin-embedded human uterus cancer tissue using iNOS Polyclonal Antibody at dilution 1/2. Negative control: secondary antibody only.