

Product datasheet for **TA384846**

NDUFB11 Rabbit Monoclonal Antibody [Clone ID: R08-7D9]

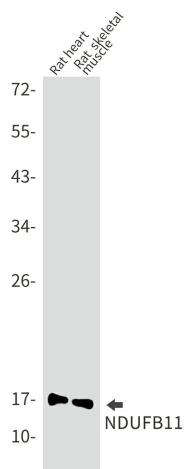
Product data:

Product Type:	Primary Antibodies
Clone Name:	R08-7D9
Applications:	IHC, WB
Recommended Dilution:	WB: 1/2000-1/10000 IHC: 1/50
Reactivity:	Human, Mouse, Rat
Host:	Rabbit
Isotype:	IgG
Clonality:	Monoclonal
Immunogen:	Recombinant protein of human NDUFB11
Formulation:	50mM Tris-Glycine(pH 7.4), 0.15M NaCl, 40% Glycerol, 0.01% Sodium azide and 0.05% BSA
Concentration:	lot specific
Purification:	Affinity Purified
Conjugation:	Unconjugated
Storage:	Store at 4°C short term. Aliquot and store at -20°C long term. Avoid freeze/thaw cycles.
Stability:	1 year
Predicted Protein Size:	Calculated MW: 17 kDa; Observed MW: 17 kDa
Gene Name:	NADH:ubiquinone oxidoreductase subunit B11
Database Link:	Entrez Gene 54539 Human Q9NX14
Background:	Swiss-Prot Acc.Q9NX14.Accessory subunit of the mitochondrial membrane respiratory chain NADH dehydrogenase (Complex I), that is believed not to be involved in catalysis. Complex I functions in the transfer of electrons from NADH to the respiratory chain. The immediate electron acceptor for the enzyme is believed to be ubiquinone.
Synonyms:	CI-ESSS; ESSH; FLJ20494; MGC111182; Np15; NP17.3; P17.3




[View online »](#)


Product images:



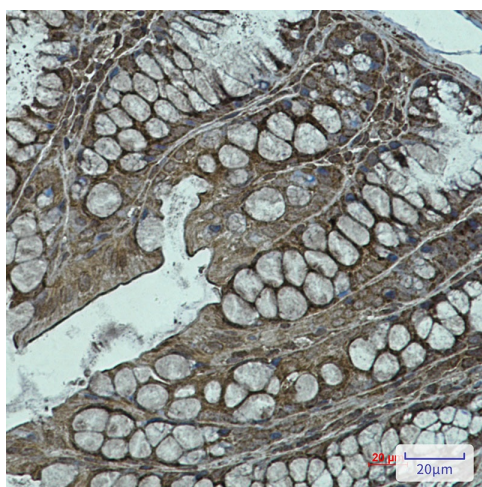
Western blot analysis of NDUFB11 in rat heart, rat skeletal muscle lysates using NDUFB11 antibody.



Western blot analysis of NDUFB11 in LnCap, CaCo2 lysates using NDUFB11 antibody



Western blot analysis of NDUFB11 in HeLa, 3T3, PC-3 lysates using NDUFB11 antibody.



Immunohistochemistry analysis of paraffin-embedded mouse colon using NDUFB11 antibody. High-pressure and temperature Sodium Citrate pH 6.0 was used for antigen retrieval.