

Product datasheet for **TA384662M**

Galectin 3 (LGALS3) Rabbit Monoclonal Antibody [Clone ID: R05-8J4]

Product data:

Product Type:	Primary Antibodies
Clone Name:	R05-8J4
Applications:	IHC, WB
Recommended Dilution:	WB: 1/1000 IHC: 1/2000
Reactivity:	Human, Mouse, Rat
Host:	Rabbit
Isotype:	IgG
Clonality:	Monoclonal
Immunogen:	A synthetic peptide of human Galectin 3
Formulation:	50mM Tris-Glycine(pH 7.4), 0.15M NaCl, 40% Glycerol, 0.01% Sodium azide and 0.05% BSA
Concentration:	lot specific
Purification:	Affinity Purified
Conjugation:	Unconjugated
Storage:	Store at 4°C short term. Aliquot and store at -20°C long term. Avoid freeze/thaw cycles.
Stability:	1 year
Predicted Protein Size:	Calculated MW: 26 kDa; Observed MW: 28 kDa
Gene Name:	lectin, galactoside binding soluble 3
Database Link:	Entrez Gene 3958 Human P17931

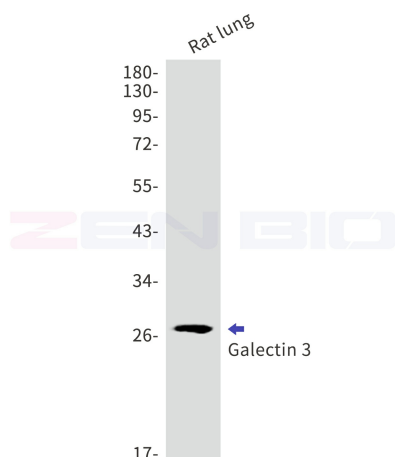
[View online »](#)

Background:

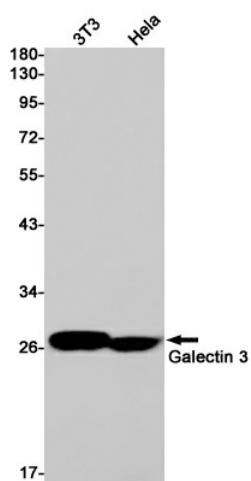
Swiss-Prot Acc.P17931.Galactose-specific lectin which binds IgE. May mediate with the alpha-3, beta-1 integrin the stimulation by CSPG4 of endothelial cells migration. Together with DMBT1, required for terminal differentiation of columnar epithelial cells during early embryogenesis . In the nucleus: acts as a pre-mRNA splicing factor. Involved in acute inflammatory responses including neutrophil activation and adhesion, chemoattraction of monocytes macrophages, opsonization of apoptotic neutrophils, and activation of mast cells. Together with TRIM16, coordinates the recognition of membrane damage with mobilization of the core autophagy regulators ATG16L1 and BECN1 in response to damaged endomembranes.

Synonyms:

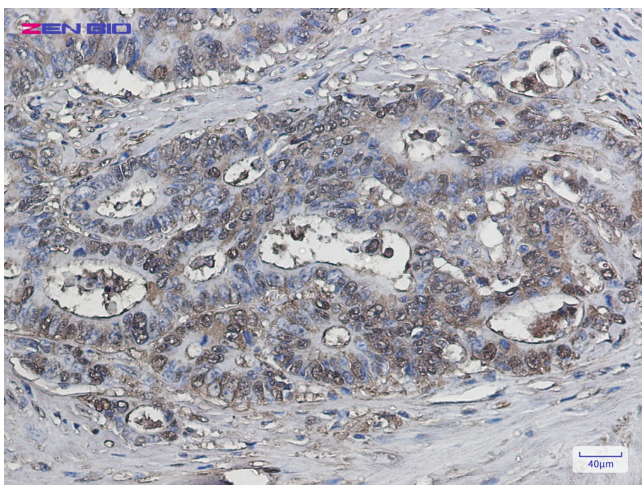
CBP35; GAL3; GALBP; GALIG; L-31; LGALS2; MAC-2; MAC2

Product images:


Western blot detection of Galectin 3 in Rat lung lysates using Galectin 3 antibody. Predicted band size: 26 kDa. Observed band size: 28 kDa.



Western blot detection of Galectin 3 in 3T3, HeLa cell lysates using Galectin 3 Rabbit mAb (1:1000 diluted). Predicted band size: 26 kDa. Observed band size: 28 kDa.



Immunohistochemistry of Galectin 3 in paraffin-embedded Human colon cancer tissue using Galectin 3 Rabbit mAb at dilution 1/50