

Product datasheet for **TA384469**

HSP27 (HSPB1) Rabbit Monoclonal Antibody [Clone ID: R07-9G2]

Product data:

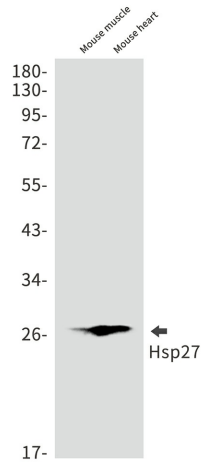
Product Type:	Primary Antibodies
Clone Name:	R07-9G2
Applications:	IF, IHC, IP, WB
Recommended Dilution:	WB: 1/1000-1/5000 IHC: 1/20-1/100 ICC/IF: 1/100 IP: 1/20
Reactivity:	Human, Mouse
Host:	Rabbit
Isotype:	IgG
Clonality:	Monoclonal
Immunogen:	A synthetic peptide of human Hsp27
Formulation:	50mM Tris-Glycine(pH 7.4), 0.15M NaCl, 40% Glycerol, 0.01% Sodium azide and 0.05% BSA
Concentration:	lot specific
Purification:	Affinity Purified
Conjugation:	Unconjugated
Storage:	Store at 4°C short term. Aliquot and store at -20°C long term. Avoid freeze/thaw cycles.
Stability:	1 year
Predicted Protein Size:	Calculated MW: 23 kDa; Observed MW: 27 kDa
Gene Name:	heat shock protein family B (small) member 1
Database Link:	Entrez Gene 3315 Human P04792
Background:	Swiss-Prot Acc.P04792.Small heat shock protein which functions as a molecular chaperone probably maintaining denatured proteins in a folding-competent state (PubMed:10383393, PubMed:20178975). Plays a role in stress resistance and actin organization (PubMed:19166925). Through its molecular chaperone activity may regulate numerous biological processes including the phosphorylation and the axonal transport of neurofilament proteins (PubMed:23728742).




[View online »](#)

Synonyms: CMT2F; DKFZp586P1322; HMN2B; HS.76067; Hsp25; HSP27; HSP28; SRP27

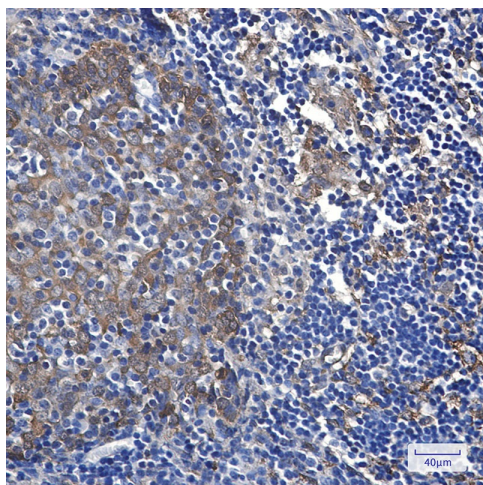
Product images:



Western blot analysis of Hsp27 in mouse muscle, mouse heart lysates using Hsp27 antibody.



Western blot analysis of Hsp27 in K562 lysates using Hsp27 antibody.



Immunohistochemistry analysis of paraffin-embedded Human tonsil using Hsp27 antibody. High-pressure and temperature Sodium Citrate pH 6.0 was used for antigen retrieval.