

## Product datasheet for **TA384406**

### HEXIM1 Rabbit Polyclonal Antibody

#### Product data:

|                         |  |
|-------------------------|--|
| Product Type:           | Primary Antibodies   |
| Applications:           | ELISA, IF, IHC, WB   |
| Recommended Dilution:   | WB: 1/500-1/2000<br>IHC: 1/100-1/300<br>IF: 1/200-1/1000<br>ELISA: 1/10000                         |
| Reactivity:             | Human, Mouse, Rat  |
| Host:                   | Rabbit   |
| Isotype:                | IgG  |
| Clonality:              | Polyclonal   |
| Immunogen:              | The antiserum was produced against synthesized peptide derived from human HEXIM1. AA range:181-230 |
| Formulation:            | Liquid in PBS containing 50% glycerol, 0.5% BSA and 0.02% sodium azide, pH 7.3.                    |
| Concentration:          | lot specific   |
| Purification:           | Affinity Chromatography  |
| Conjugation:            | Unconjugated   |
| Storage:                | Store at 4°C short term. Aliquot and store at -20°C long term. Avoid freeze/thaw cycles.           |
| Stability:              | 1 year   |
| Predicted Protein Size: | Observed MW (kDa):40   |
| Gene Name:              | hexamethylene bis-acetamide inducible 1  |
| Database Link:          | <a href="#">Entrez Gene 10614 Human O94992</a>   |



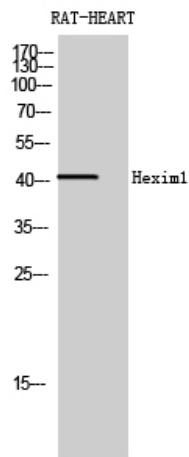
[View online »](#)

**Background:**

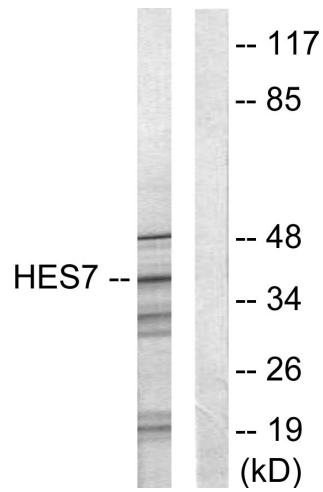
Swiss-Prot Acc.O94992. Transcriptional regulator which functions as a general RNA polymerase II transcription inhibitor (PubMed:14580347, PubMed:15713661, PubMed:15201869). In cooperation with 7SK snRNA sequesters P-TEFb in a large inactive 7SK snRNP complex preventing RNA polymerase II phosphorylation and subsequent transcriptional elongation (PubMed:12832472, PubMed:14580347, PubMed:15713661, PubMed:15201869). May also regulate NF-kappa-B, ESR1, NR3C1 and CIITA-dependent transcriptional activity (PubMed:15940264, PubMed:15941832, PubMed:17088550). Plays a role in the regulation of DNA virus-mediated innate immune response by assembling into the HDP-RNP complex, a complex that serves as a platform for IRF3 phosphorylation and subsequent innate immune response activation through the cGAS-STING pathway (PubMed:28712728).

**Synonyms:**

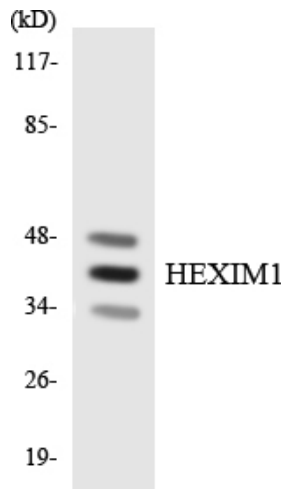
CLP-1; CLP1; EDG1; FLJ13562; HIS1; HMBA-inducible; MAQ1

**Product images:**

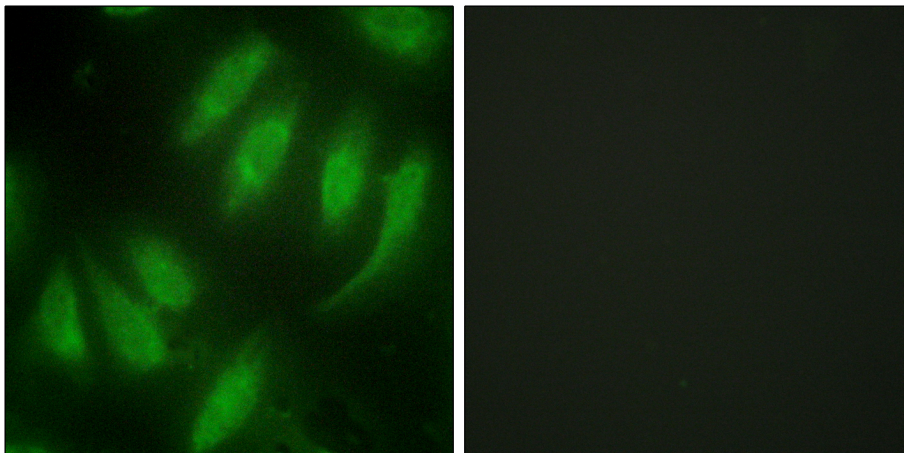
Western blot analysis of HEXIM1 in rat HEART lysates using HEXIM1 antibody.



Western blot analysis of HEXIM1 in NIH/3T3 lysates using HEXIM1 antibody. The lane on the right is blocked with the synthesized peptide.



Western blot analysis of HEXIM1 in the HeLa lysates using HEXIM1 antibody



Immunofluorescence analysis of HEXIM1 in HeLa using HEXIM1 antibody. The picture on the right is blocked using the synthesized peptide.