

## Product datasheet for **TA384265M**

### FTO Rabbit Monoclonal Antibody [Clone ID: R06-8G5]

#### Product data:

Product Type:	Primary Antibodies
Clone Name:	R06-8G5
Applications:	IF, IHC, WB
Recommended Dilution:	WB: 1/2000-1/10000 IHC: 1/50 ICC/IF: 1/50
Reactivity:	Human
Host:	Rabbit
Isotype:	IgG
Clonality:	Monoclonal
Immunogen:	A synthetic peptide of human FTO
Formulation:	50mM Tris-Glycine(pH 7.4), 0.15M NaCl, 40% Glycerol, 0.01% Sodium azide and 0.05% BSA
Concentration:	lot specific
Purification:	Affinity Purified
Conjugation:	Unconjugated
Storage:	Store at 4°C short term. Aliquot and store at -20°C long term. Avoid freeze/thaw cycles.
Stability:	1 year
Predicted Protein Size:	Calculated MW: 58 kDa; Observed MW: 58 kDa
Gene Name:	fat mass and obesity associated
Database Link:	<a href="#">Entrez Gene 79068 Human</a> <a href="#">Q9C0B1</a>


[View online »](#)

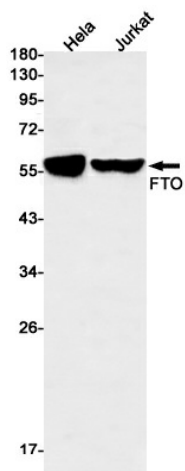
**Background:**

Swiss-Prot Acc.Q9C0B1.RNA demethylase that mediates oxidative demethylation of different RNA species, such as mRNAs, tRNAs and snRNAs, and acts as a regulator of fat mass, adipogenesis and energy homeostasis (PubMed:22002720, PubMed:26458103, PubMed:28002401, PubMed:30197295, PubMed:26457839, PubMed:25452335). Specifically demethylates N6-methyladenosine (m6A) RNA, the most prevalent internal modification of messenger RNA (mRNA) in higher eukaryotes (PubMed:22002720, PubMed:26458103, PubMed:30197295, PubMed:26457839, PubMed:25452335). M6A demethylation by FTO affects mRNA expression and stability (PubMed:30197295). Also able to demethylate m6A in U6 small nuclear RNA (snRNA) (PubMed:30197295). Mediates demethylation of N6,2'-O-dimethyladenosine cap (m6A(m)), by demethylating the N6-methyladenosine at the second transcribed position of mRNAs and U6 snRNA (PubMed:28002401, PubMed:30197295). Demethylation of m6A(m) in the 5'-cap by FTO affects mRNA stability by promoting susceptibility to decapping (PubMed:28002401). Also acts as a tRNA demethylase by removing N1-methyladenine from various tRNAs (PubMed:30197295). Has no activity towards 1-methylguanine (PubMed:20376003). Has no detectable activity towards double-stranded DNA (PubMed:20376003). Also able to repair alkylated DNA and RNA by oxidative demethylation: demethylates single-stranded RNA containing 3-methyluracil, single-stranded DNA containing 3-methylthymine and has low demethylase activity towards single-stranded DNA containing 1-methyladenine or 3-methylcytosine (PubMed:18775698, PubMed:20376003). Ability to repair alkylated DNA and RNA is however unsure in vivo (PubMed:18775698, PubMed:20376003). Involved in the regulation of fat mass, adipogenesis and body weight, thereby contributing to the regulation of body size and body fat accumulation (PubMed:18775698, PubMed:20376003). Involved in the regulation of thermogenesis and the control of adipocyte differentiation into brown or white fat cells (PubMed:26287746). Regulates activity of the dopaminergic midbrain circuitry via its ability to demethylate m6A in mRNAs . Plays an oncogenic role in a number of acute myeloid leukemias by enhancing leukemic oncogene-mediated cell transformation: acts by mediating m6A demethylation of target transcripts such as MYC, CEBPA, ASB2 and RARA, leading to promote their expression (PubMed:28017614, PubMed:29249359).

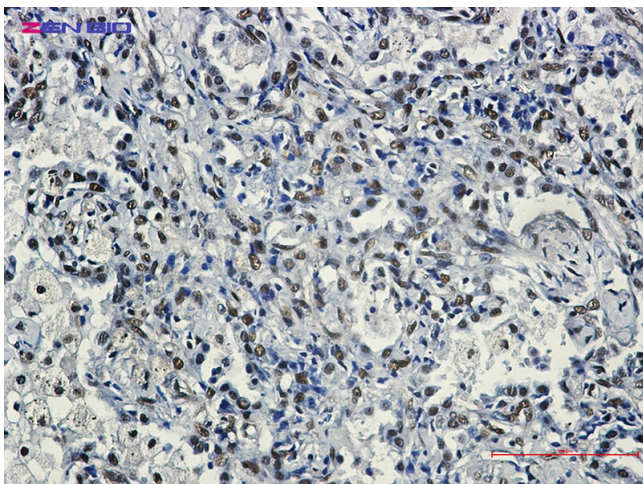
**Synonyms:**

KIAA1752; MGC5149

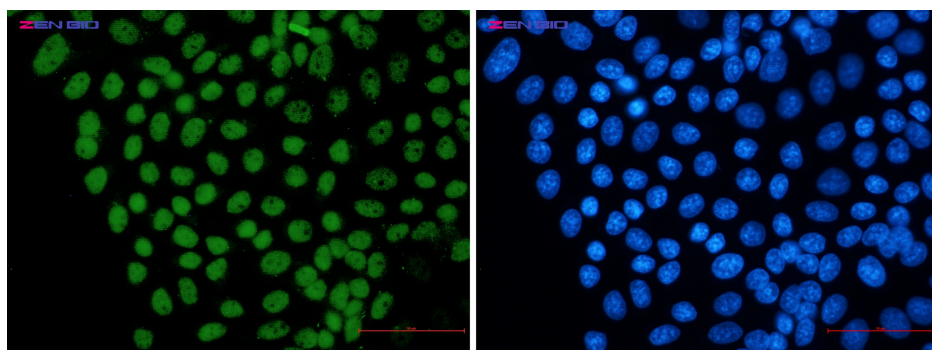
## Product images:



Western blot detection of FTO in HeLa, Jurkat cell lysates using FTO Rabbit mAb (1:500 diluted). Predicted band size: 58 kDa. Observed band size: 58 kDa.



Immunohistochemistry of FTO in paraffin-embedded Human lung cancer tissue using FTO Rabbit mAb at dilution 1/50



Immunocytochemistry of FTO (green) in Hela using FTO Rabbit mAb at dilution 1/5, and DAPI(blue)