

Product datasheet for TA384210M

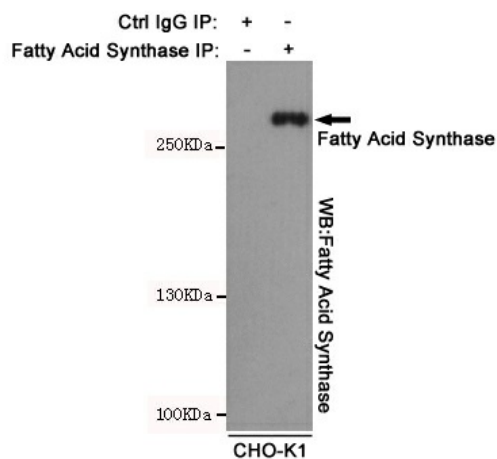
Fatty Acid Synthase (FASN) Mouse Monoclonal Antibody [Clone ID: 2F9-B2-B6]

Product data:

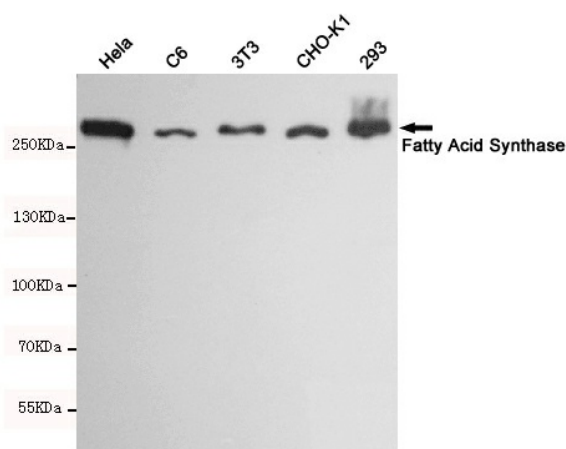
Product Type:	Primary Antibodies
Clone Name:	2F9-B2-B6
Applications:	IF, IP, WB
Recommended Dilution:	WB: 1/1000 ICC: 1/400 IP: 1/20
Reactivity:	Human, Mouse, Rat, Monkey
Host:	Mouse
Isotype:	IgG2a
Clonality:	Monoclonal
Immunogen:	Purified recombinant human Fatty Acid Synthase protein fragments expressed in E.coli.
Formulation:	Liquid in PBS containing 50% glycerol, 0.5% BSA and 0.03% Proclin 300, pH 7.3.
Concentration:	lot specific
Purification:	Affinity Purified
Conjugation:	Unconjugated
Storage:	Store at 4°C short term. Aliquot and store at -20°C long term. Avoid freeze/thaw cycles.
Stability:	1 year
Predicted Protein Size:	273kDa
Gene Name:	fatty acid synthase
Database Link:	Entrez Gene 2194 Human P49327
Background:	Swiss-Prot Acc.P49327.Fatty acid synthetase catalyzes the formation of long-chain fatty acids from acetyl-CoA, malonyl-CoA and NADPH. This multifunctional protein has 7 catalytic activities and an acyl carrier protein.
Synonyms:	FAS; MGC14367; MGC15706; OA-519; SDR27X1


[View online »](#)

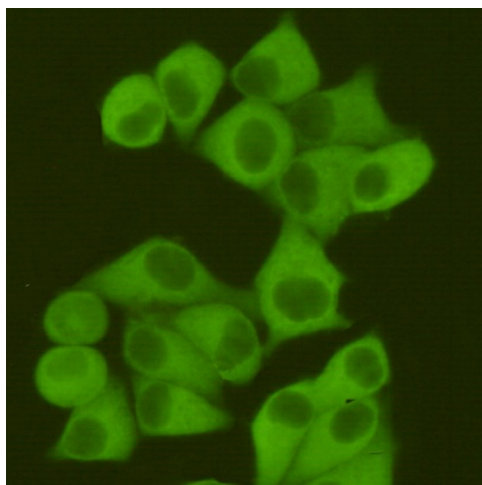
Product images:



Immunoprecipitation analysis of CHO-K1 cell lysates using Fatty Acid Synthase mouse mAb.



Western blot detection of Fatty Acid Synthase in HeLa, C6, 3T3, CHO-K1 and 293 cell lysates using Fatty Acid Synthase mouse mAb (dilution 1:1000). Predicted band size: 273 kDa. Observed band size: 273 kDa.



Immunocytochemistry staining of HeLa cells fixed with 4% Paraformaldehyde and using anti-Fatty Acid Synthase mouse mAb (dilution 1:400).