

## Product datasheet for **TA384206S**

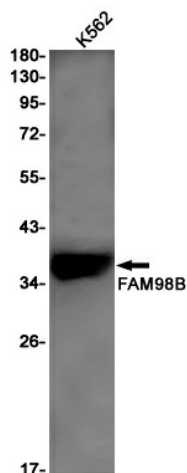
### **FAM98B Rabbit Monoclonal Antibody [Clone ID: R02-4A5]**

#### **Product data:**

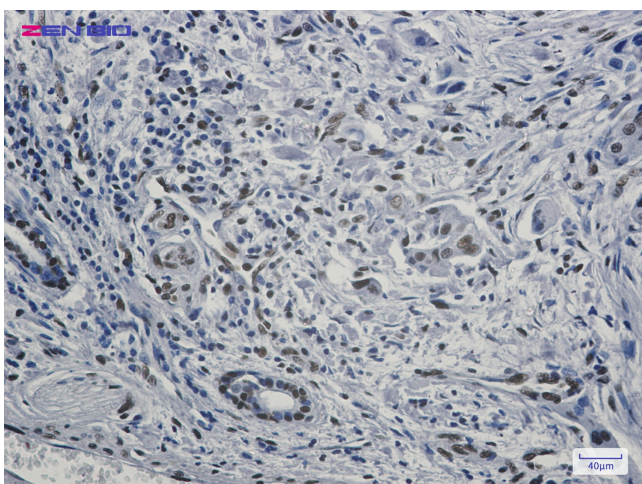
Product Type:	Primary Antibodies
Clone Name:	R02-4A5
Applications:	IF, IHC, WB
Recommended Dilution:	WB: 1/1000-1/5000 IHC: 1/20-1/100 ICC/IF: 1/20
Reactivity:	Human
Host:	Rabbit
Isotype:	IgG
Clonality:	Monoclonal
Immunogen:	Recombinant protein of human FAM98B
Formulation:	50mM Tris-Glycine(pH 7.4), 0.15M NaCl, 40% Glycerol, 0.01% Sodium azide and 0.05% BSA
Concentration:	lot specific
Purification:	Affinity Purified
Conjugation:	Unconjugated
Storage:	Store at 4°C short term. Aliquot and store at -20°C long term. Avoid freeze/thaw cycles.
Stability:	1 year
Predicted Protein Size:	Calculated MW: 37 kDa; Observed MW: 37 kDa
Gene Name:	family with sequence similarity 98 member B
Database Link:	<a href="#">Entrez Gene 283742 Human Q52LJ0</a>
Background:	Swiss-Prot Acc.Q52LJ0.Positively stimulates PRMT1-induced protein arginine dimethylated arginine methylation (PubMed:28040436). Promotes colorectal cancer cell malignancy (PubMed:28040436).
Synonyms:	FLJ38426


[View online »](#)

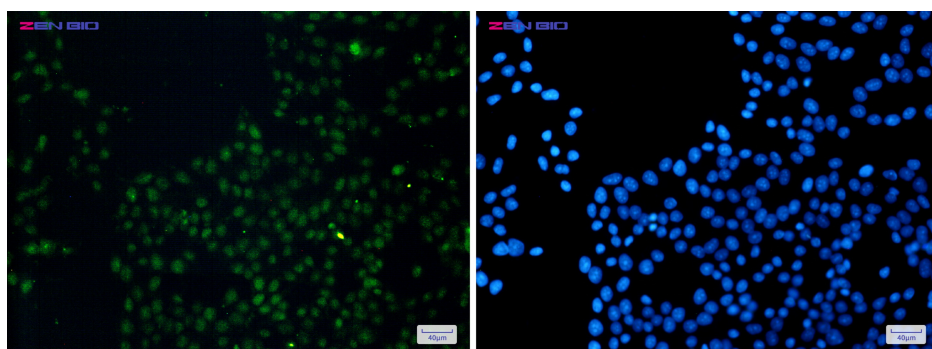
## Product images:



Western blot detection of FAM98B in K562 cell lysates using FAM98B Rabbit mAb(1:1000 diluted). Predicted band size: 37kDa. Observed band size: 37kDa.



Immunohistochemistry of FAM98B in paraffin-embedded Human lung cancer tissue using FAM98B Rabbit mAb at dilution 1/20



Immunocytochemistry of FAM98B(green) in HeLa cells using FAM98B Rabbit mAb at dilution 1/5, and DAPI(blue)