

## Product datasheet for **TA384090M**

### **DDIT3 Rabbit Monoclonal Antibody [Clone ID: R02-6A3]**

#### **Product data:**

Product Type:	Primary Antibodies
Clone Name:	R02-6A3
Applications:	IHC, WB
Recommended Dilution:	WB: 1/1000-1/2000 IHC: 1/20-1/50
Reactivity:	Human, Mouse
Host:	Rabbit
Isotype:	IgG
Clonality:	Monoclonal
Immunogen:	A synthetic peptide of human DDIT3
Formulation:	50mM Tris-Glycine(pH 7.4), 0.15M NaCl, 40% Glycerol, 0.01% Sodium azide and 0.05% BSA
Concentration:	lot specific
Purification:	Affinity Purified
Conjugation:	Unconjugated
Storage:	Store at 4°C short term. Aliquot and store at -20°C long term. Avoid freeze/thaw cycles.
Stability:	1 year
Predicted Protein Size:	Calculated MW: 19 kDa; Observed MW: 27 kDa
Gene Name:	DNA damage inducible transcript 3
Database Link:	<a href="#">Entrez Gene 1649 Human P35638</a>



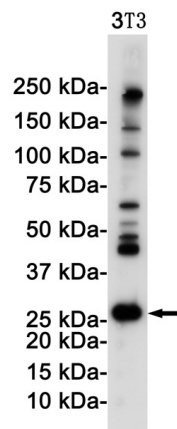
[View online »](#)

**Background:**

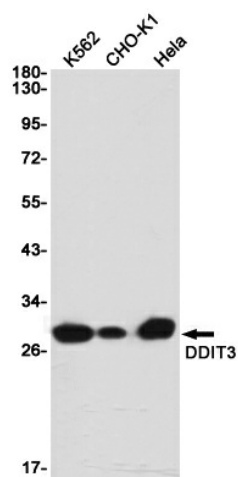
Swiss-Prot Acc.P35638.Multifunctional transcription factor in ER stress response. Plays an essential role in the response to a wide variety of cell stresses and induces cell cycle arrest and apoptosis in response to ER stress. Plays a dual role both as an inhibitor of CCAAT/enhancer-binding protein (C/EBP) function and as an activator of other genes. Acts as a dominant-negative regulator of C/EBP-induced transcription: dimerizes with members of the C/EBP family, impairs their association with C/EBP binding sites in the promoter regions, and inhibits the expression of C/EBP regulated genes. Positively regulates the transcription of TRIB3, IL6, IL8, IL23, TNFRSF10B/DR5, PPP1R15A/GADD34, BBC3/PUMA, BCL2L11/BIM and ERO1L. Negatively regulates; expression of BCL2 and MYOD1, ATF4-dependent transcriptional activation of asparagine synthetase (ASNS), CEBPA-dependent transcriptional activation of hepcidin (HAMP) and CEBPB-mediated expression of peroxisome proliferator-activated receptor gamma (PPARG). Inhibits the canonical Wnt signaling pathway by binding to TCF7L2/TCF4, impairing its DNA-binding properties and repressing its transcriptional activity. Plays a regulatory role in the inflammatory response through the induction of caspase-11 (CASP4/CASP11) which induces the activation of caspase-1 (CASP1) and both these caspases increase the activation of pro-IL1B to mature IL1B which is involved in the inflammatory response.

**Synonyms:**

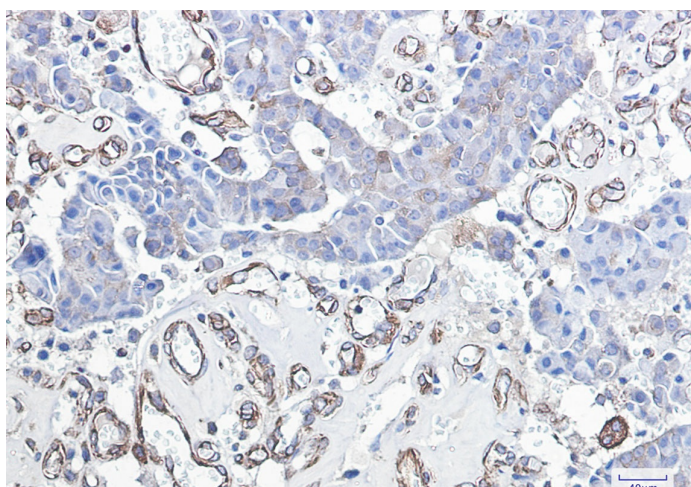
CEBPZ; CHOP; CHOP10; DDIT-3; GADD153; MGC4154

**Product images:**


Western blot analysis of DDIT3 in 3T3 lysates using DDIT3 antibody.



Western blot analysis of DDIT3 in K562, CHO-K1, HeLa lysates using DDIT3 antibody.



Immunohistochemistry analysis of paraffin-embedded Human breast cancer using DDIT3 antibody. High-pressure and temperature Sodium Citrate pH 6.0 was used for antigen retrieval.