

Product datasheet for **TA384020S**

Cnot7 Rabbit Polyclonal Antibody

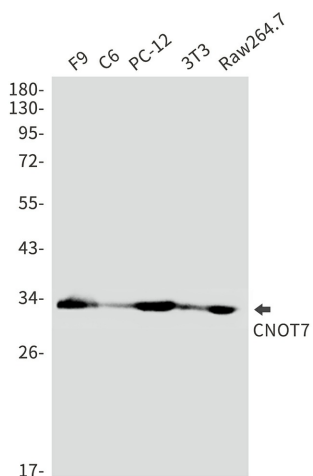
Product data:

Product Type:	Primary Antibodies
Applications:	FC, IHC, IP, WB
Recommended Dilution:	WB: 1/1000 IHC: 1/200 FC: 1/100 IP: 1/20
Reactivity:	Human, Mouse, Rat, Monkey
Host:	Rabbit
Isotype:	IgG
Clonality:	Polyclonal
Immunogen:	A synthetic peptide of mouse CNOT7
Formulation:	50mM Tris-Glycine(pH 7.4), 0.15M NaCl, 40% Glycerol, 0.01% Sodium azide and 0.05% BSA
Concentration:	lot specific
Purification:	Affinity Purified
Conjugation:	Unconjugated
Storage:	Store at 4°C short term. Aliquot and store at -20°C long term. Avoid freeze/thaw cycles.
Stability:	1 year
Predicted Protein Size:	Calculated MW: 33 kDa; Observed MW: 33 kDa
Gene Name:	CCR4-NOT transcription complex, subunit 7
Database Link:	Entrez Gene 18983 Mouse Q60809
Synonyms:	CAF-1; CAF1; hCAF-1

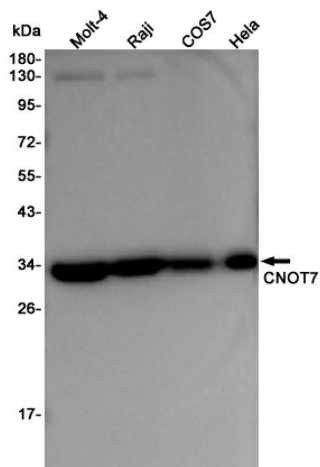


[View online »](#)

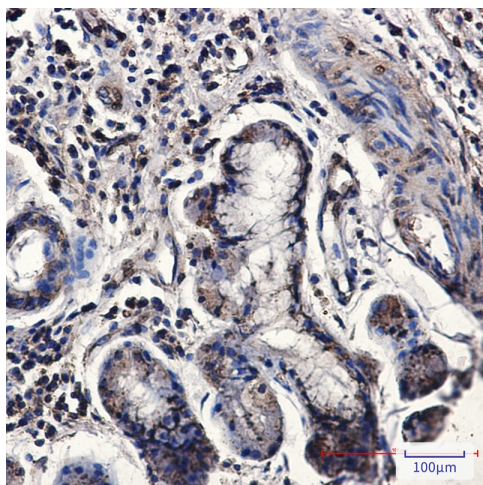
Product images:



Western blot analysis of CNOT7 in F9, C6, PC-12, 3T3, Raw264.7 lysates using CNOT7 antibody.



Western blot analysis of CNOT7 in Molt4, Raji, COS7, HeLa lysates using CNOT7 antibody.



Immunohistochemistry analysis of paraffin-embedded Human lung cancer using CNOT7 antibody. High-pressure and temperature Sodium Citrate pH 6.0 was used for antigen retrieval.