

Product datasheet for **TA383650**

ACADM Rabbit Monoclonal Antibody [Clone ID: R06-8F7]

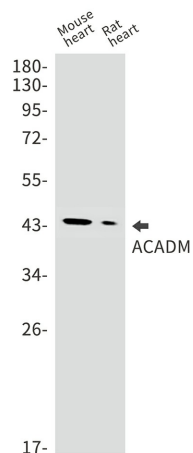
Product data:

Product Type:	Primary Antibodies
Clone Name:	R06-8F7
Applications:	IF, WB
Recommended Dilution:	WB: 1/2000-1/10000 ICC/IF: 1/20-1/100
Reactivity:	Human, Mouse, Rat
Host:	Rabbit
Isotype:	IgG
Clonality:	Monoclonal
Immunogen:	A synthetic peptide of human ACADM
Formulation:	50mM Tris-Glycine(pH 7.4), 0.15M NaCl, 40% Glycerol, 0.01% Sodium azide and 0.05% BSA
Concentration:	lot specific
Purification:	Affinity Purified
Conjugation:	Unconjugated
Storage:	Store at 4°C short term. Aliquot and store at -20°C long term. Avoid freeze/thaw cycles.
Stability:	1 year
Predicted Protein Size:	Calculated MW: 47 kDa; Observed MW: 45 kDa
Gene Name:	acyl-CoA dehydrogenase, C-4 to C-12 straight chain
Database Link:	Entrez Gene 34 Human P11310
Background:	Swiss-Prot Acc.P11310.Acyl-CoA dehydrogenase specific for acyl chain lengths of 4 to 16 that catalyzes the initial step of fatty acid beta-oxidation. Utilizes the electron transfer flavoprotein (ETF) as an electron acceptor to transfer electrons to the main mitochondrial respiratory chain via ETF-ubiquinone oxidoreductase (ETF dehydrogenase).
Synonyms:	ACAD1; FLJ18227; FLJ93013; FLJ99884; MCAD; MCADH

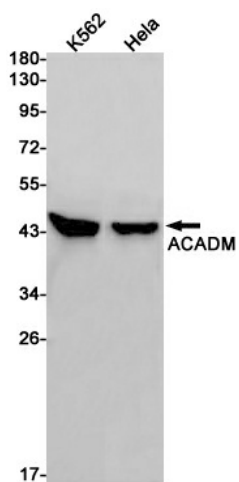


[View online »](#)

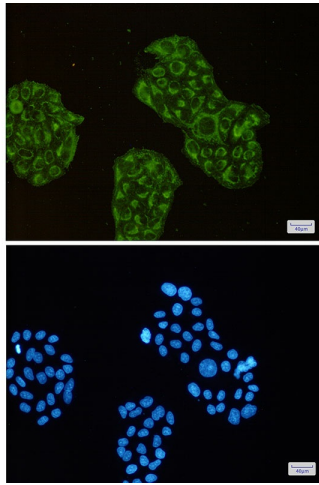
Product images:



Western blot analysis of ACADM in mouse heart, rat heart lysates using ACADM antibody.



Western blot analysis of ACADM in K562, HeLa lysates using ACADM antibody.



Immunocytochemistry analysis of ACADM(green) in HeLa using ACADM antibody, and DAPI(blue)