

Product datasheet for **TA379190S**

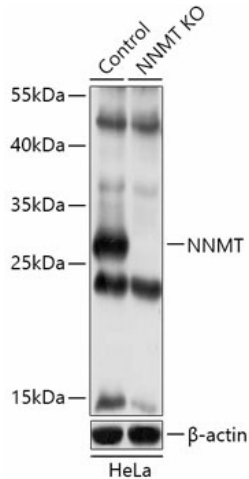
NNMT Rabbit Polyclonal Antibody

Product data:

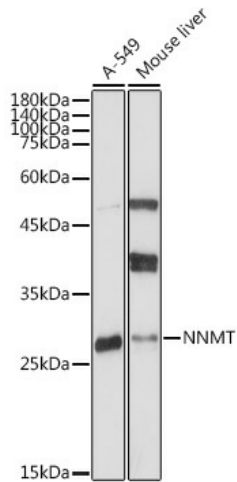
Product Type:	Primary Antibodies
Applications:	ICC/IF, IHC, WB
Recommended Dilution:	WB,1:500 - 1:2000 IHC,1:50 - 1:200 IF,1:50 - 1:200
Reactivity:	Human, Mouse, Rat
Modifications:	Unmodified
Host:	Rabbit
Isotype:	IgG
Clonality:	Polyclonal
Immunogen:	Recombinant fusion protein containing a sequence corresponding to amino acids 1-264 of human NNMT (NP_006160.1).
Formulation:	PBS with 0.05% proclin300,50% glycerol,pH7.3.
Concentration:	lot specific
Purification:	Affinity purification
Conjugation:	Unconjugated
Storage:	Store at -20°C. Avoid freeze / thaw cycles.
Stability:	Shelf life: one year from despatch.
Predicted Protein Size:	29kDa
Gene Name:	nicotinamide N-methyltransferase
Database Link:	Entrez Gene 4837 Human P40261
Background:	N-methylation is one method by which drug and other xenobiotic compounds are metabolized by the liver. This gene encodes the protein responsible for this enzymatic activity which uses S-adenosyl methionine as the methyl donor.
Synonyms:	NNMT



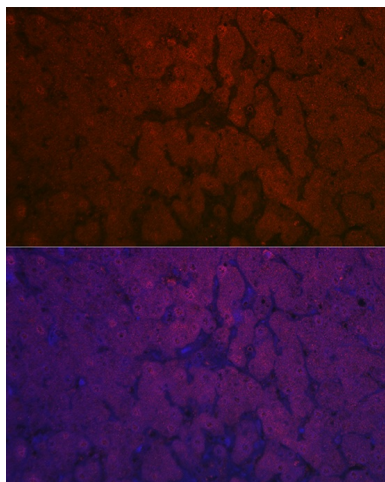
[View online »](#)

Product images:


Western blot analysis of extracts from normal (control) and NNMT knockout (KO) HeLa cells, using NNMT antibody ([TA379190]) at 1:1000 dilution. | Secondary antibody: HRP Goat Anti-Rabbit IgG (H+L) at 1:10000 dilution. | Lysates/proteins: 25ug per lane. | Blocking buffer: 3% nonfat dry milk in TBST. | Detection: ECL Basic Kit . | Exposure time: 10s.



Western blot analysis of extracts of various cell lines, using NNMT antibody ([TA379190]) at 1:500 dilution. | Secondary antibody: HRP Goat Anti-Rabbit IgG (H+L) at 1:10000 dilution. | Lysates/proteins: 25ug per lane. | Blocking buffer: 3% nonfat dry milk in TBST. | Detection: ECL Basic Kit . | Exposure time: 10s.



Immunofluorescence analysis of human liver cancer using [KO Validated] NNMT Rabbit pAb ([TA379190]) at dilution of 1:50 (40x lens). Blue: DAPI for nuclear staining.

