

## Product datasheet for **TA372903S**

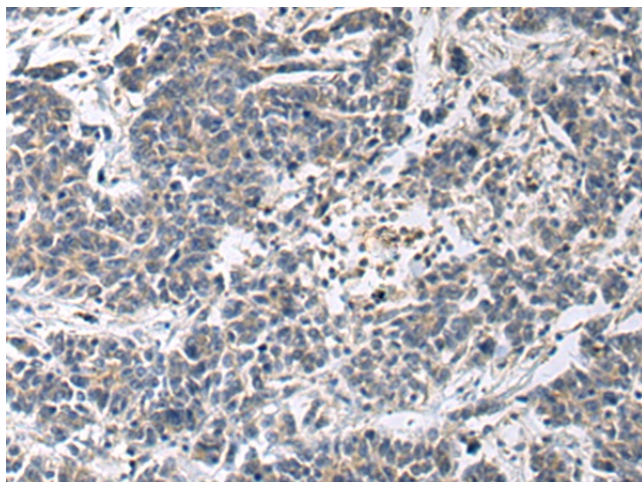
### KCNH7 Rabbit Polyclonal Antibody

#### Product data:

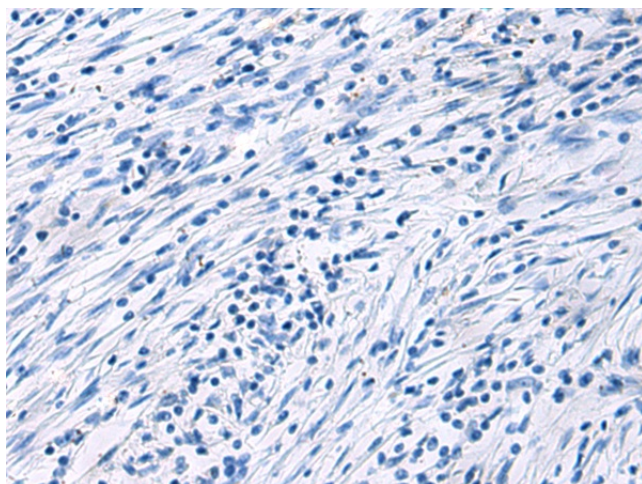
Product Type:	Primary Antibodies
Applications:	IHC
Recommended Dilution:	IHC: 25-50 Positive control: Human colorectal cancer Predicted cell location: Cytoplasm
Reactivity:	Human, Mouse, Rat
Host:	Rabbit
Isotype:	IgG
Clonality:	Polyclonal
Immunogen:	Synthetic peptide of human KCNH7
Formulation:	pH7.4 PBS, 0.05% NaN <sub>3</sub> , 40% Glycerol
Concentration:	lot specific
Purification:	Antigen affinity purification
Conjugation:	Unconjugated
Storage:	Store at -20°C.
Stability:	1 year
Gene Name:	potassium voltage-gated channel subfamily H member 7
Database Link:	<a href="#">Entrez Gene 90134 Human Q9NS40</a>
Background:	Voltage-gated potassium (Kv) channels represent the most complex class of voltage-gated ion channels from both functional and structural standpoints. Their diverse functions include regulating neurotransmitter release, heart rate, insulin secretion, neuronal excitability, epithelial electrolyte transport, smooth muscle contraction, and cell volume. This gene encodes a member of the potassium channel, voltage-gated, subfamily H. This member is a pore-forming (alpha) subunit. There are at least two alternatively spliced transcript variants derived from this gene and encoding distinct isoforms.
Synonyms:	ERG3; HERG-3; HERG3; Kv11.3; MGC45986



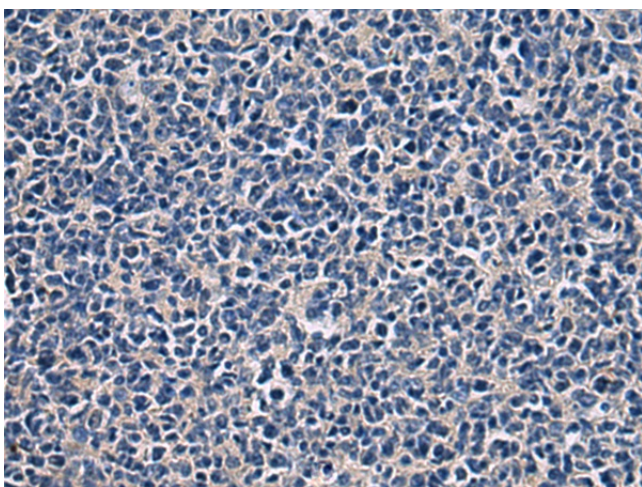
[View online »](#)

**Product images:**

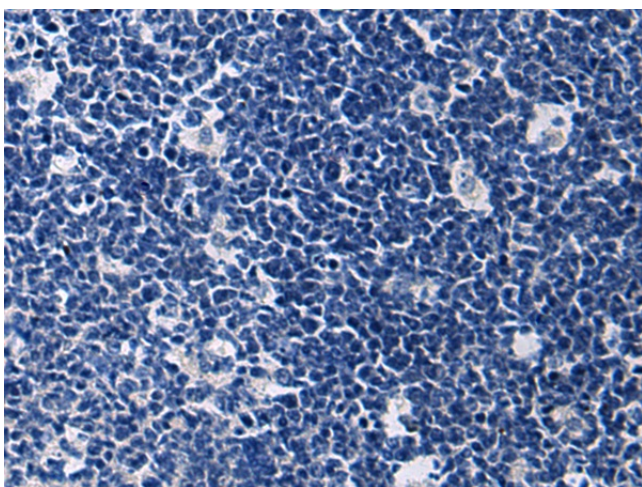
Immunohistochemistry of paraffin-embedded Human colorectal cancer tissue using [TA372903] (KCNH7 Antibody) at dilution 1/35 (Original magnification: x200)



Immunohistochemistry of paraffin-embedded Human colorectal cancer tissue using [TA372903] (KCNH7 Antibody) at dilution 1/35, treated with synthetic peptide. (Original magnification: x200)



Immunohistochemistry of paraffin-embedded Human tonsil tissue using [TA372903] (KCNH7 Antibody) at dilution 1/35 (Original magnification: x200)



Immunohistochemistry of paraffin-embedded Human tonsil tissue using [TA372903] (KCNH7 Antibody) at dilution 1/35, treated with synthetic peptide. (Original magnification: x200)