

Product datasheet for **TA372774**

IL4R Rabbit Polyclonal Antibody

Product data:

Product Type:	Primary Antibodies
Applications:	IHC
Recommended Dilution:	IHC: 30-150 Positive control: Human liver cancer Predicted cell location: Cytoplasm
Reactivity:	Human
Host:	Rabbit
Isotype:	IgG
Clonality:	Polyclonal
Immunogen:	Synthetic peptide of human IL4R
Formulation:	pH7.4 PBS, 0.05% NaN ₃ , 40% Glycerol
Concentration:	lot specific
Purification:	Antigen affinity purification
Conjugation:	Unconjugated
Storage:	Store at -20°C.
Stability:	1 year
Gene Name:	interleukin 4 receptor
Database Link:	Entrez Gene 3566 Human P24394

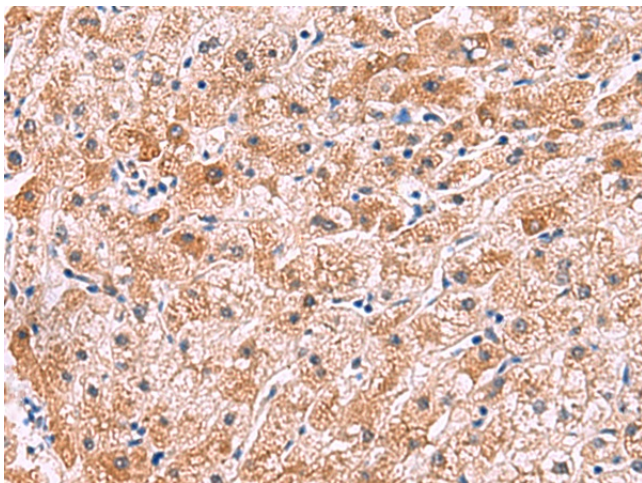
Background: This gene encodes the alpha chain of the interleukin-4 receptor, a type I transmembrane protein that can bind interleukin 4 and interleukin 13 to regulate IgE production. The encoded protein also can bind interleukin 4 to promote differentiation of Th2 cells. A soluble form of the encoded protein can be produced by proteolysis of the membrane-bound protein, and this soluble form can inhibit IL4-mediated cell proliferation and IL5 upregulation by T-cells. Allelic variations in this gene have been associated with atopy, a condition that can manifest itself as allergic rhinitis, sinusitis, asthma, or eczema. Polymorphisms in this gene are also associated with resistance to human immunodeficiency virus type-1 infection. Alternate splicing results in multiple transcript variants.



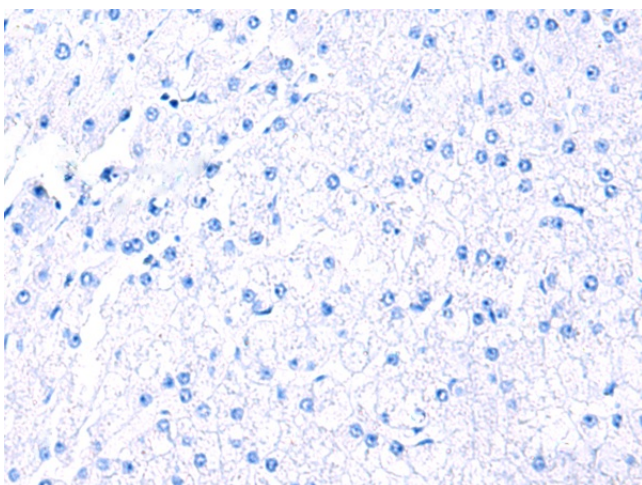
[View online »](#)

Synonyms: CD124; IL-4R-alpha; IL4RA; OTTHUMP00000122506

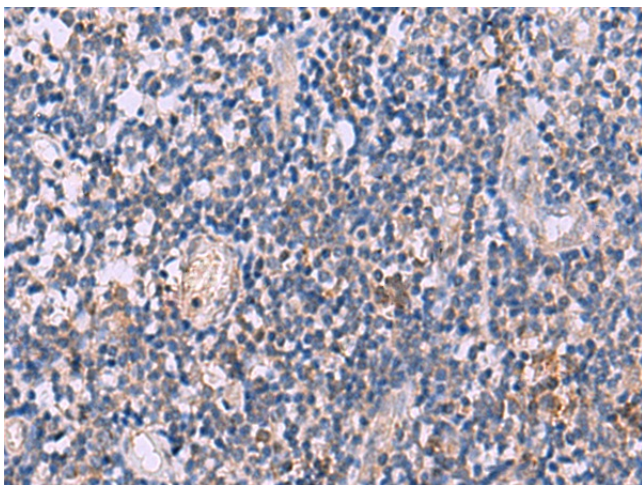
Product images:



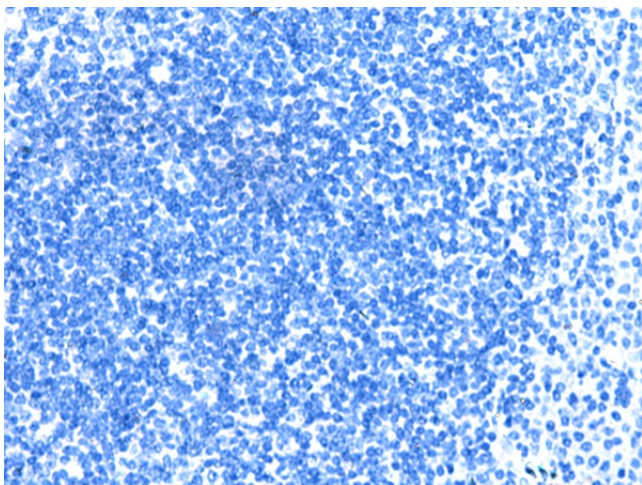
Immunohistochemistry of paraffin-embedded Human liver cancer tissue using TA372774 (IL4R Antibody) at dilution 1/45 (Original magnification: ×200)



Immunohistochemistry of paraffin-embedded Human liver cancer tissue using TA372774 (IL4R Antibody) at dilution 1/45, treated with synthetic peptide. (Original magnification: ×200)



Immunohistochemistry of paraffin-embedded Human tonsil tissue using TA372774 (IL4R Antibody) at dilution 1/45 (Original magnification: ×200)



Immunohistochemistry of paraffin-embedded Human tonsil tissue using TA372774 (IL4R Antibody) at dilution 1/45, treated with synthetic peptide. (Original magnification: ×200)