

Product datasheet for **TA372550S**

FBXO9 Rabbit Polyclonal Antibody

Product data:

Product Type:	Primary Antibodies
Applications:	IHC, WB
Recommended Dilution:	WB: 500-2000 WB positive control: Human fetal liver tissue lysate IHC: 10-50 Positive control: Human tonsil Predicted cell location: Cytoplasm
Reactivity:	Human, Mouse, Rat
Host:	Rabbit
Isotype:	IgG
Clonality:	Polyclonal
Immunogen:	Synthetic peptide of human FBXO9
Formulation:	pH7.4 PBS, 0.05% NaN ₃ , 40% Glycerol
Concentration:	lot specific
Purification:	Antigen affinity purification
Conjugation:	Unconjugated
Storage:	Store at -20°C.
Stability:	1 year
Predicted Protein Size:	52 kDa
Gene Name:	F-box protein 9
Database Link:	Entrez Gene 26268 Human Q9UK97



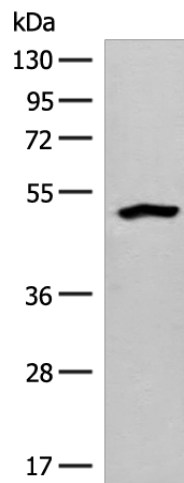
[View online »](#)

Background:

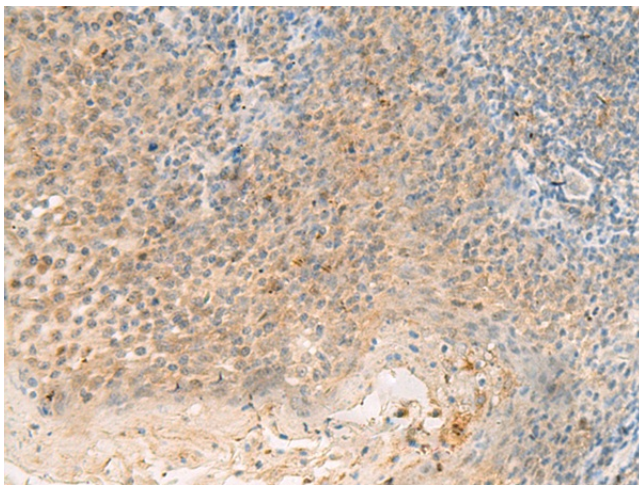
This gene encodes a member of the F-box protein family which is characterized by an approximately 40 amino acid motif, the F-box. The F-box proteins constitute one of the four subunits of the ubiquitin protein ligase complex called SCFs (SKP1-cullin-F-box), which function in phosphorylation-dependent ubiquitination. The F-box proteins are divided into 3 classes: Fbws containing WD-40 domains, Fbls containing leucine-rich repeats, and Fbxs containing either different protein-protein interaction modules or no recognizable motifs. The protein encoded by this gene belongs to the Fbxs class. Alternative splicing of this gene generates at least 3 transcript variants diverging at the 5' terminus.

Synonyms:

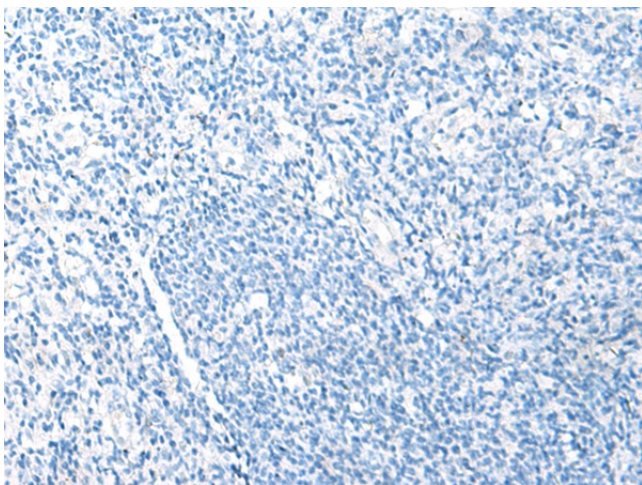
dj341E18.2; DKFZp434C0118; FBX9; KIAA0936; NY-REN-57; VCIA1

Product images:

Gel: 8%SDS-PAGE
Lysate: 40 μ g
Lane: Human fetal liver tissue lysate
Primary antibody: [TA372550] (FBXO9 Antibody) at dilution 1/200
Secondary antibody: Goat anti rabbit IgG at 1/8000 dilution
Exposure time: 30 seconds



Immunohistochemistry of paraffin-embedded Human tonsil tissue using [TA372550] (FBXO9 Antibody) at dilution 1/20 (Original magnification: \times 200)



Immunohistochemistry of paraffin-embedded Human tonsil tissue using [TA372550] (FBXO9 Antibody) at dilution 1/20, treated with synthetic peptide. (Original magnification: $\times 200$)