

Product datasheet for **TA372414S**

Dematin (DMTN) Rabbit Polyclonal Antibody

Product data:

Product Type:	Primary Antibodies
Applications:	IHC
Recommended Dilution:	IHC: 20-100 Positive control: Human liver cancer Predicted cell location: Cytoplasm and Cell membrane
Reactivity:	Human, Mouse
Host:	Rabbit
Isotype:	IgG
Clonality:	Polyclonal
Immunogen:	Synthetic peptide of human DMTN
Formulation:	pH7.4 PBS, 0.05% NaN ₃ , 40% Glycerol
Concentration:	lot specific
Purification:	Antigen affinity purification
Conjugation:	Unconjugated
Storage:	Store at -20°C.
Stability:	1 year
Gene Name:	dematin actin binding protein
Database Link:	Entrez Gene 2039 Human Q08495



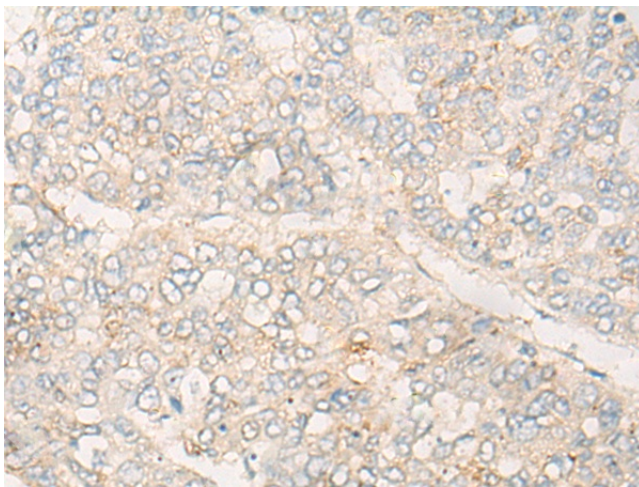
[View online »](#)

Background:

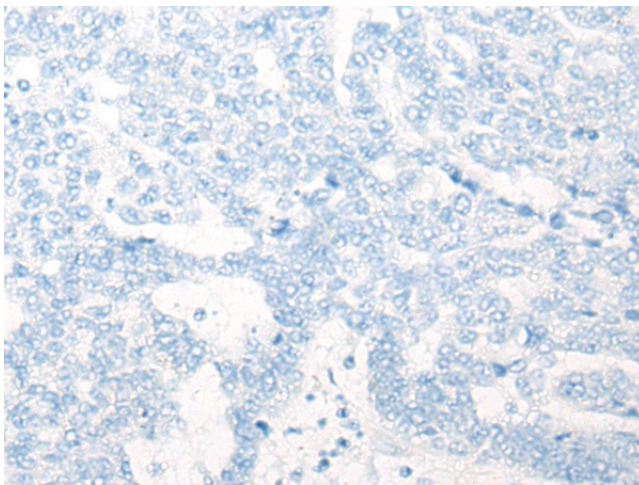
The protein encoded by this gene is an actin binding and bundling protein that plays a structural role in erythrocytes, by stabilizing and attaching the spectrin/actin cytoskeleton to the erythrocyte membrane in a phosphorylation-dependent manner. This protein contains a core domain in the N-terminus, and a headpiece domain in the C-terminus that binds F-actin. When purified from erythrocytes, this protein exists as a trimer composed of two 48 kDa polypeptides and a 52 kDa polypeptide. The different subunits arise from alternative splicing in the 3' coding region, where the headpiece domain is located. Disruption of this gene has been correlated with the autosomal dominant Marie Unna hereditary hypotrichosis disease, while loss of heterozygosity of this gene is thought to play a role in prostate cancer progression. Alternative splicing results in multiple transcript variants encoding different isoforms.

Synonyms:

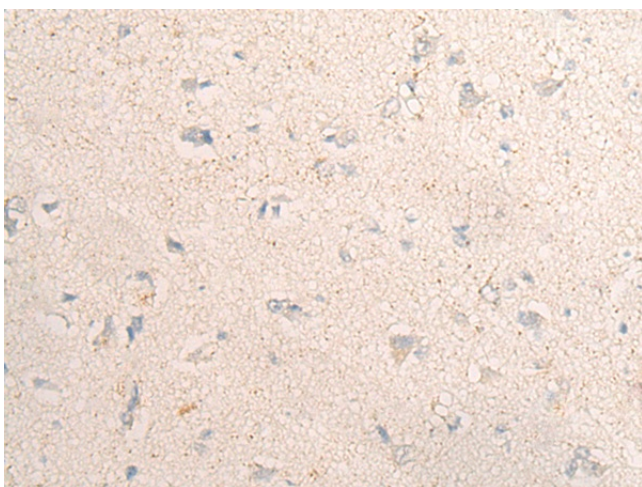
DMT; EPB49

Product images:

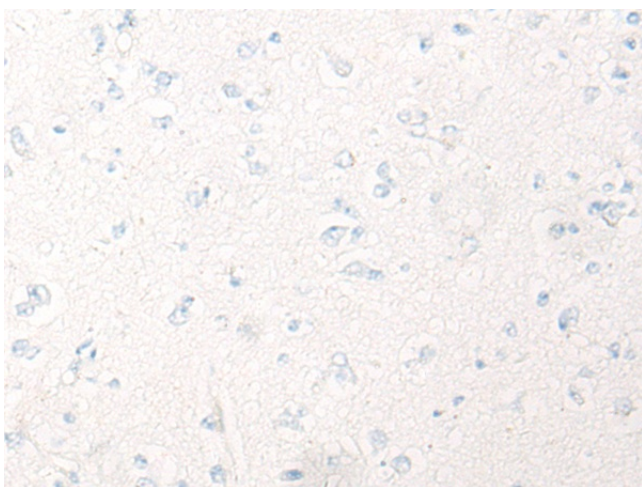
Immunohistochemistry of paraffin-embedded Human liver cancer tissue using [TA372414] (DMTN Antibody) at dilution 1/20 (Original magnification: x200)



Immunohistochemistry of paraffin-embedded Human liver cancer tissue using [TA372414] (DMTN Antibody) at dilution 1/20, treated with synthetic peptide. (Original magnification: x200)



Immunohistochemistry of paraffin-embedded Human brain tissue using [TA372414] (DMTN Antibody) at dilution 1/20 (Original magnification: x200)



Immunohistochemistry of paraffin-embedded Human brain tissue using [TA372414] (DMTN Antibody) at dilution 1/20, treated with synthetic peptide. (Original magnification: x200)