

Product datasheet for **TA372377S**

CYB5R3 Rabbit Polyclonal Antibody

Product data:

Product Type:	Primary Antibodies
Applications:	IHC
Recommended Dilution:	IHC: 30-150 Positive control: Human liver cancer Predicted cell location: Cytoplasm
Reactivity:	Human, Mouse, Rat
Host:	Rabbit
Isotype:	IgG
Clonality:	Polyclonal
Immunogen:	Synthetic peptide of human CYB5R3
Formulation:	pH7.4 PBS, 0.05% NaN ₃ , 40% Glycerol
Concentration:	lot specific
Purification:	Antigen affinity purification
Conjugation:	Unconjugated
Storage:	Store at -20°C.
Stability:	1 year
Gene Name:	cytochrome b5 reductase 3
Database Link:	Entrez Gene 1727 Human P00387

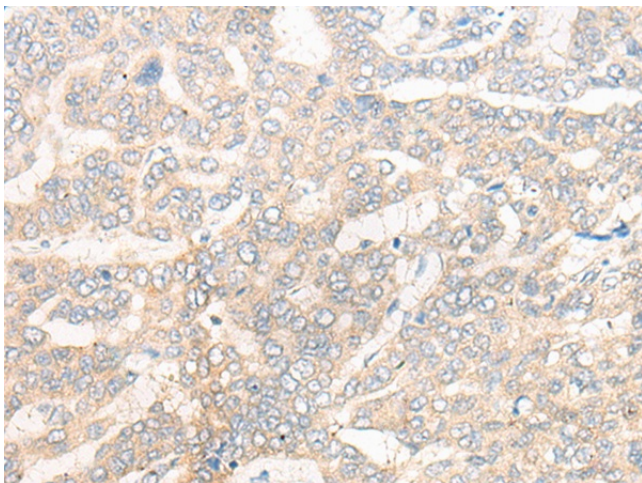
Background: This gene encodes cytochrome b5 reductase, which includes a membrane-bound form in somatic cells (anchored in the endoplasmic reticulum, mitochondrial and other membranes) and a soluble form in erythrocytes. The membrane-bound form exists mainly on the cytoplasmic side of the endoplasmic reticulum and functions in desaturation and elongation of fatty acids, in cholesterol biosynthesis, and in drug metabolism. The erythrocyte form is located in a soluble fraction of circulating erythrocytes and is involved in methemoglobin reduction. The membrane-bound form has both membrane-binding and catalytic domains, while the soluble form has only the catalytic domain. Alternate splicing results in multiple transcript variants. Mutations in this gene cause methemoglobinemias.



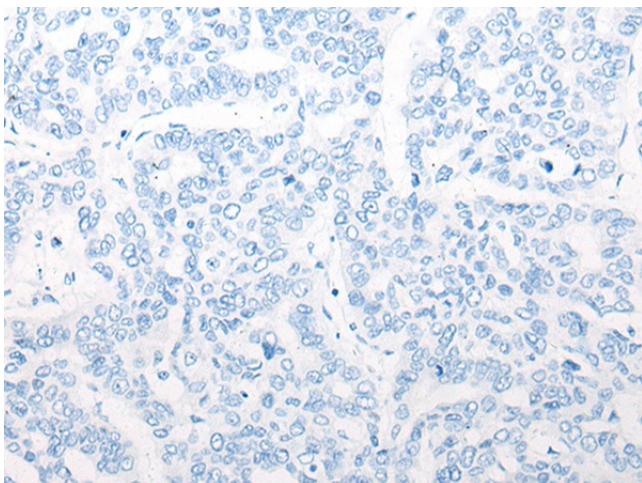
[View online »](#)

Synonyms: B5R; DIA1; Diaphorase-1; OTTHUMP00000198574; OTTHUMP00000198665

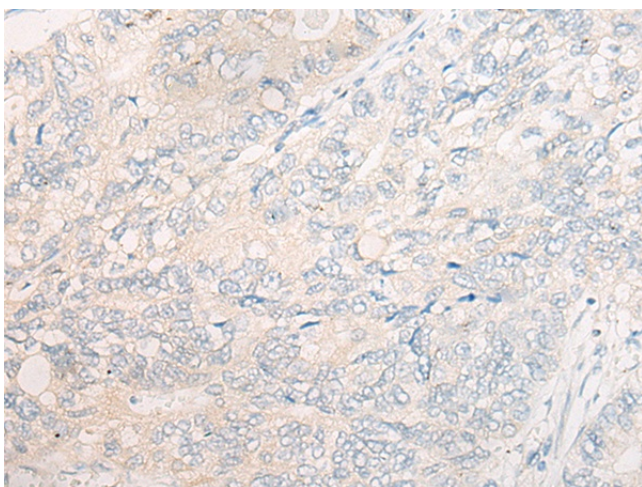
Product images:



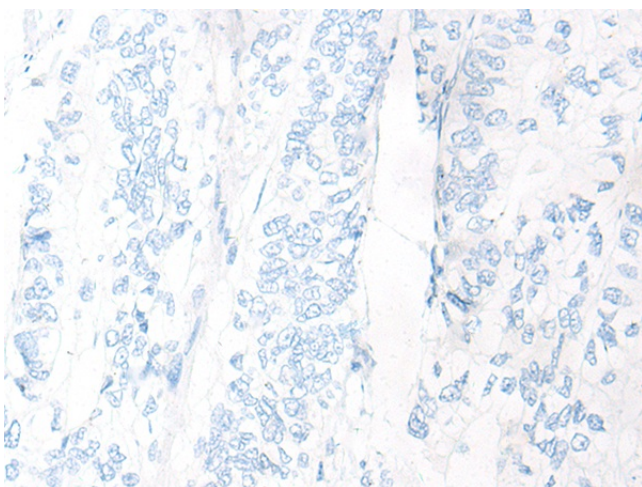
Immunohistochemistry of paraffin-embedded Human liver cancer tissue using [TA372377] (CYB5R3 Antibody) at dilution 1/50 (Original magnification: $\times 200$)



Immunohistochemistry of paraffin-embedded Human liver cancer tissue using [TA372377] (CYB5R3 Antibody) at dilution 1/50, treated with synthetic peptide. (Original magnification: $\times 200$)



Immunohistochemistry of paraffin-embedded Human gastric cancer tissue using [TA372377] (CYB5R3 Antibody) at dilution 1/50 (Original magnification: $\times 200$)



Immunohistochemistry of paraffin-embedded Human gastric cancer tissue using [TA372377] (CYB5R3 Antibody) at dilution 1/50, treated with synthetic peptide. (Original magnification: $\times 200$)