

Product datasheet for **TA372312S**

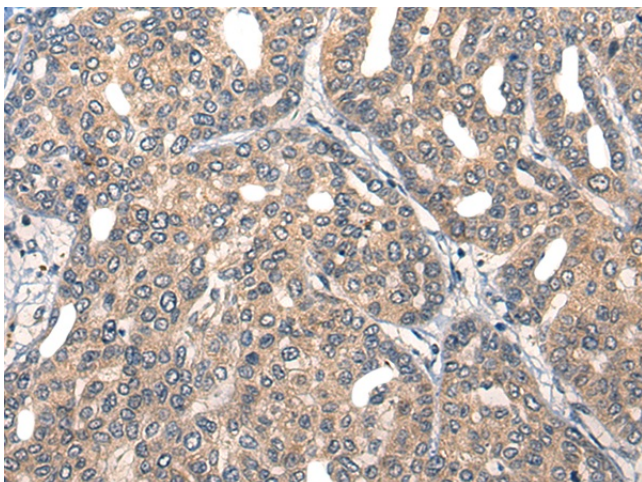
UBIAD1 Rabbit Polyclonal Antibody

Product data:

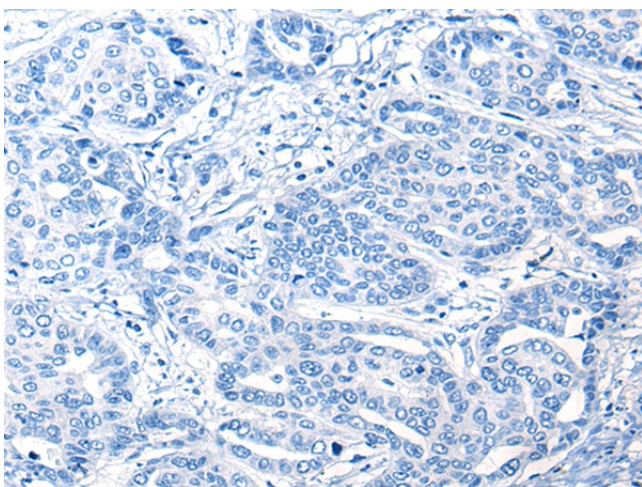
Product Type:	Primary Antibodies
Applications:	IHC
Recommended Dilution:	IHC: 25-100 Positive control: Human liver cancer Predicted cell location: Cytoplasm or Nucleus
Reactivity:	Human, Mouse, Rat
Host:	Rabbit
Isotype:	IgG
Clonality:	Polyclonal
Immunogen:	Synthetic peptide of human UBIAD1
Formulation:	pH7.4 PBS, 0.05% NaN ₃ , 40% Glycerol
Concentration:	lot specific
Purification:	Antigen affinity purification
Conjugation:	Unconjugated
Storage:	Store at -20°C.
Stability:	1 year
Gene Name:	UbiA prenyltransferase domain containing 1
Database Link:	Entrez Gene 29914 Human Q9Y5Z9
Background:	This gene encodes a protein thought to be involved in cholesterol and phospholipid metabolism. Mutations in this gene are associated with Schnyder crystalline corneal dystrophy.
Synonyms:	RP4-796F18.1; SCCD; TERE1



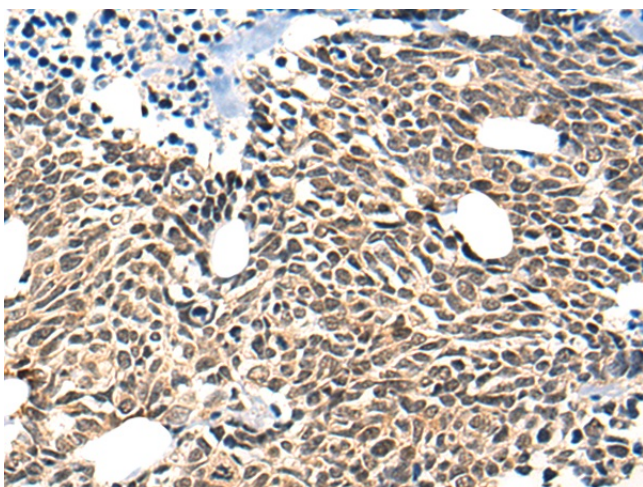
[View online »](#)

Product images:

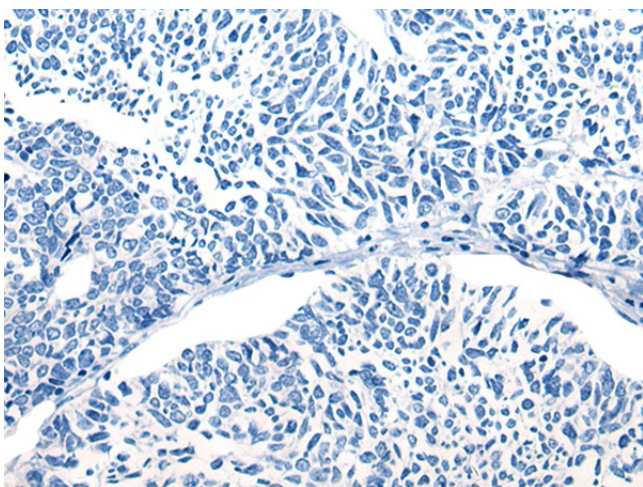
Immunohistochemistry of paraffin-embedded Human liver cancer tissue using [TA372312] (UBIAD1 Antibody) at dilution 1/20 (Original magnification: $\times 200$)



Immunohistochemistry of paraffin-embedded Human liver cancer tissue using [TA372312] (UBIAD1 Antibody) at dilution 1/20, treated with synthetic peptide. (Original magnification: $\times 200$)



Immunohistochemistry of paraffin-embedded Human lung cancer tissue using [TA372312] (UBIAD1 Antibody) at dilution 1/20 (Original magnification: $\times 200$)



Immunohistochemistry of paraffin-embedded Human lung cancer tissue using [TA372312] (UBIAD1 Antibody) at dilution 1/20, treated with synthetic peptide. (Original magnification: $\times 200$)