

Product datasheet for **TA372295**

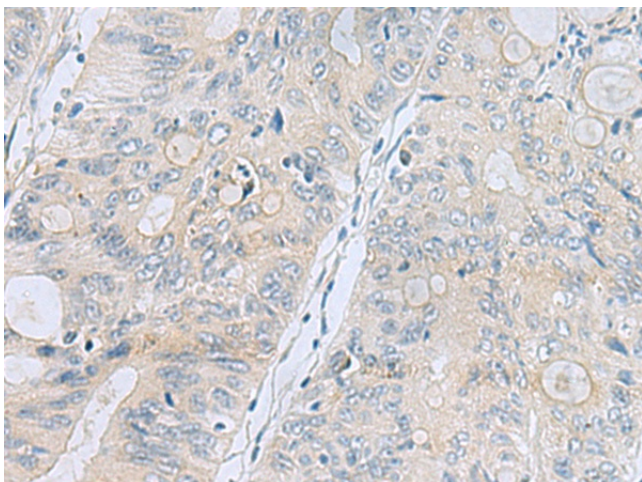
APOB48R (APOBR) Rabbit Polyclonal Antibody

Product data:

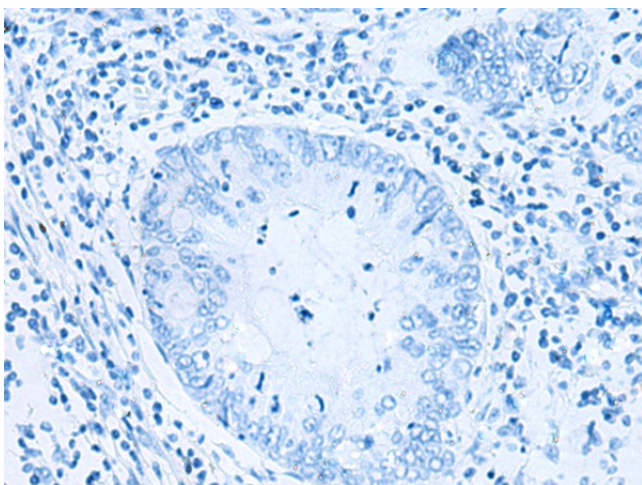
Product Type:	Primary Antibodies
Applications:	IHC
Recommended Dilution:	IHC: 50-100 Positive control: Human colorectal cancer Predicted cell location: Cytoplasm
Reactivity:	Human
Host:	Rabbit
Isotype:	IgG
Clonality:	Polyclonal
Immunogen:	Synthetic peptide of human APOBR
Formulation:	pH7.4 PBS, 0.05% NaN ₃ , 40% Glycerol
Concentration:	lot specific
Purification:	Antigen affinity purification
Conjugation:	Unconjugated
Storage:	Store at -20°C.
Stability:	1 year
Gene Name:	apolipoprotein B receptor
Database Link:	Entrez Gene 55911 Human Q0VD83
Background:	Apolipoprotein B48 receptor is a macrophage receptor that binds to the apolipoprotein B48 of dietary triglyceride (TG)-rich lipoproteins. This receptor may provide essential lipids, lipid-soluble vitamins and other nutrients to reticuloendothelial cells. If overwhelmed with elevated plasma triglyceride, the apolipoprotein B48 receptor may contribute to foam cell formation, endothelial dysfunction, and atherothrombogenesis.
Synonyms:	Apob-48r; Apob48r; RGD1565169

[View online »](#)

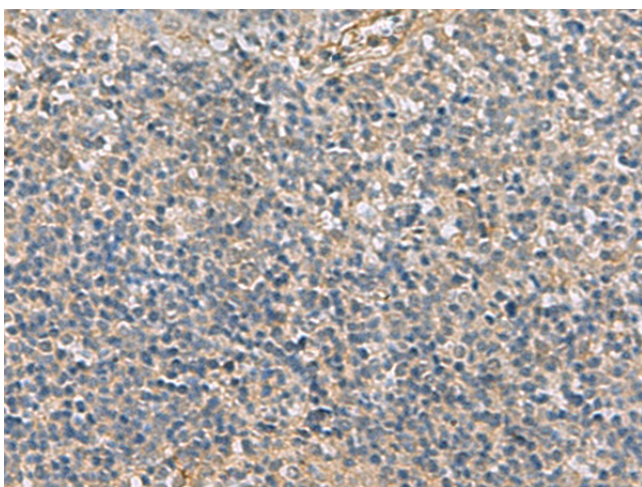
Product images:



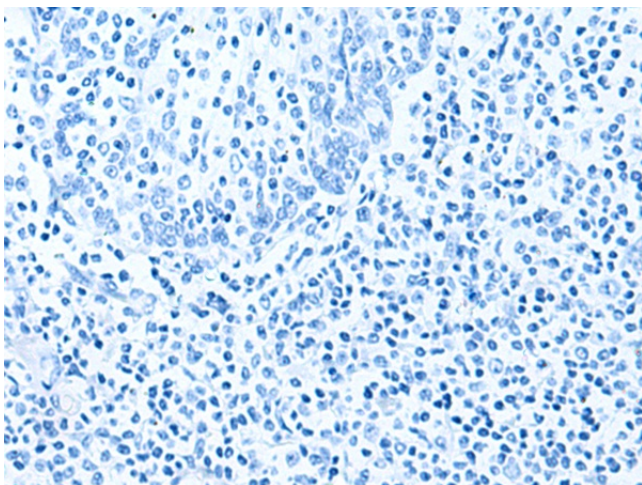
Immunohistochemistry of paraffin-embedded Human colorectal cancer tissue using TA372295 (APOBR Antibody) at dilution 1/35 (Original magnification: $\times 200$)



Immunohistochemistry of paraffin-embedded Human colorectal cancer tissue using TA372295 (APOBR Antibody) at dilution 1/35, treated with synthetic peptide. (Original magnification: $\times 200$)



Immunohistochemistry of paraffin-embedded Human tonsil tissue using TA372295 (APOBR Antibody) at dilution 1/35 (Original magnification: ×200)



Immunohistochemistry of paraffin-embedded Human tonsil tissue using TA372295 (APOBR Antibody) at dilution 1/35, treated with synthetic peptide. (Original magnification: ×200)