

Product datasheet for **TA372082S**

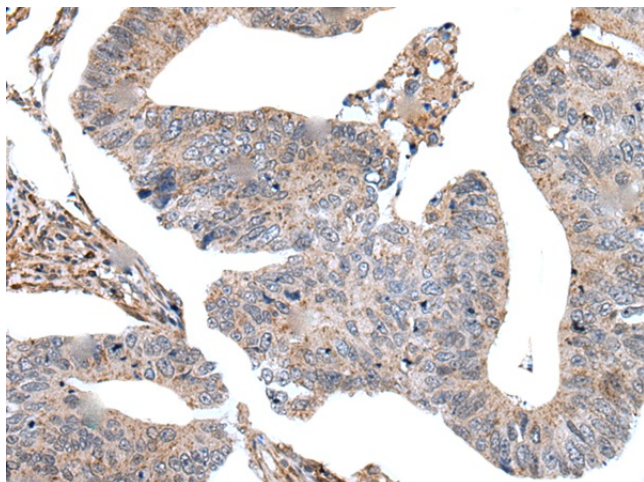
USP37 Rabbit Polyclonal Antibody

Product data:

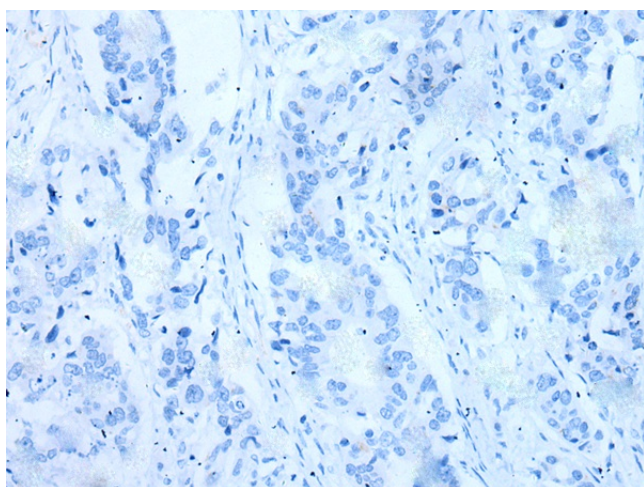
| | |
|-----------------------|---|
| Product Type: | Primary Antibodies |
| Applications: | IHC |
| Recommended Dilution: | IHC: 30-150 Positive control: Human colorectal cancer Predicted cell location: Cytoplasm and Cell membrane |
| Reactivity: | Human |
| Host: | Rabbit |
| Isotype: | IgG |
| Clonality: | Polyclonal |
| Immunogen: | Synthetic peptide of human USP37 |
| Formulation: | pH7.4 PBS, 0.05% NaN ₃ , 40% Glycerol |
| Concentration: | lot specific |
| Purification: | Antigen affinity purification |
| Conjugation: | Unconjugated |
| Storage: | Store at -20°C. |
| Stability: | 1 year |
| Gene Name: | ubiquitin specific peptidase 37 |
| Database Link: | Entrez Gene 57695 Human Q86T82 |
| Background: | USP37 (ubiquitin specific peptidase 37) is a 979 amino acid protein that contains three UIM (ubiquitin-interacting motif) repeats and belongs to the peptidase C19 family. Expressed in prostate and brain tissue, USP37 functions to catalyze the conversion of a ubiquitin C-terminal thioester to a free ubiquitin and a thiol. The gene encoding USP37 maps to human chromosome 2, which houses over 1,400 genes and comprises nearly 8% of the human genome. |
| Synonyms: | KIAA1594; MGC117261; OTTHUMP00000207153; OTTHUMP00000207154; tmp_locus_50 |



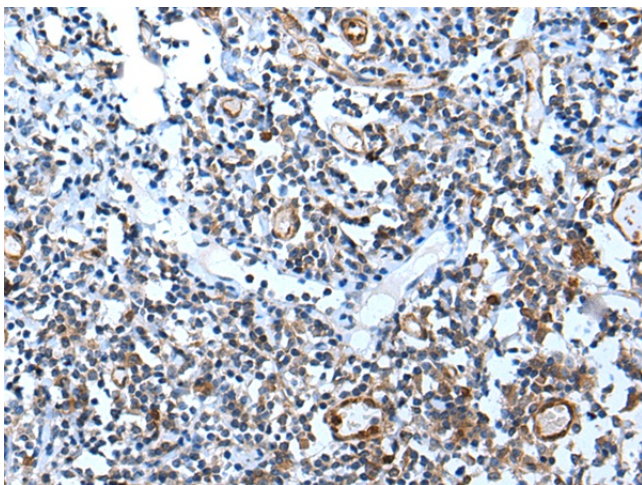
[View online »](#)

Product images:

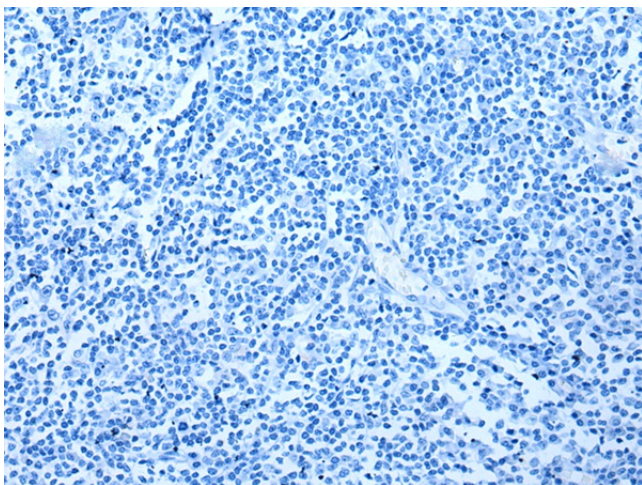
Immunohistochemistry of paraffin-embedded Human colorectal cancer tissue using [TA372082] (USP37 Antibody) at dilution 1/45 (Original magnification: $\times 200$)



Immunohistochemistry of paraffin-embedded Human colorectal cancer tissue using [TA372082] (USP37 Antibody) at dilution 1/45, treated with synthetic peptide. (Original magnification: $\times 200$)



Immunohistochemistry of paraffin-embedded Human tonsil tissue using [TA372082] (USP37 Antibody) at dilution 1/45 (Original magnification: ×200)



Immunohistochemistry of paraffin-embedded Human tonsil tissue using [TA372082] (USP37 Antibody) at dilution 1/45, treated with synthetic peptide. (Original magnification: ×200)