

Product datasheet for **TA372063S**

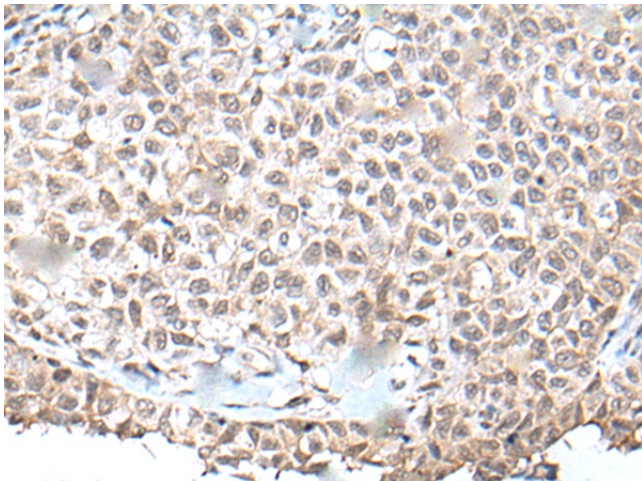
UBN1 Rabbit Polyclonal Antibody

Product data:

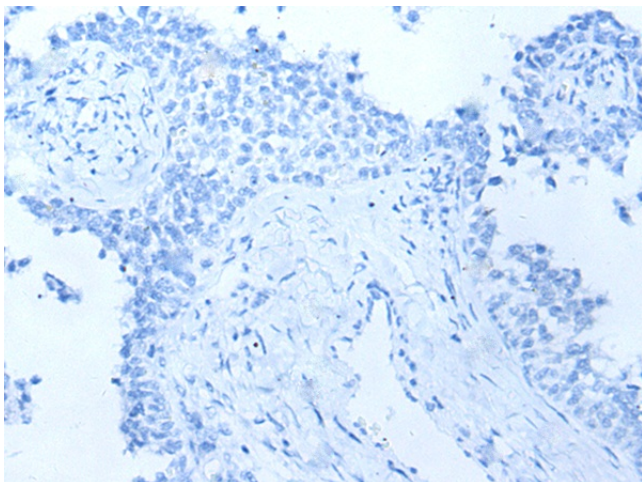
Product Type:	Primary Antibodies
Applications:	IHC
Recommended Dilution:	IHC: 50-300 Positive control: Human ovarian cancer Predicted cell location: Nucleus
Reactivity:	Human, Mouse
Host:	Rabbit
Isotype:	IgG
Clonality:	Polyclonal
Immunogen:	Synthetic peptide of human UBN1
Formulation:	pH7.4 PBS, 0.05% NaN ₃ , 40% Glycerol
Concentration:	lot specific
Purification:	Antigen affinity purification
Conjugation:	Unconjugated
Storage:	Store at -20°C.
Stability:	1 year
Gene Name:	ubinnuclein 1
Database Link:	Entrez Gene 29855 Human Q9NPG3
Background:	Acts as a novel regulator of senescence. Involved in the formation of senescence-associated heterochromatin foci (SAHF), which represses expression of proliferation-promoting genes. Binds to proliferation-promoting genes. May be required for replication-independent chromatin assembly.
Synonyms:	VT; VT4



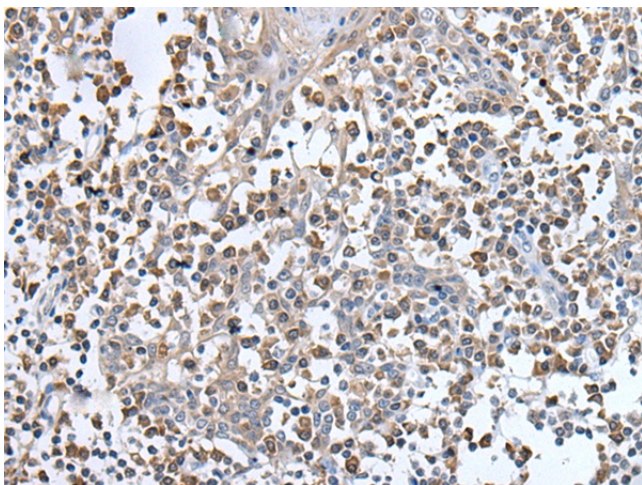
[View online »](#)

Product images:

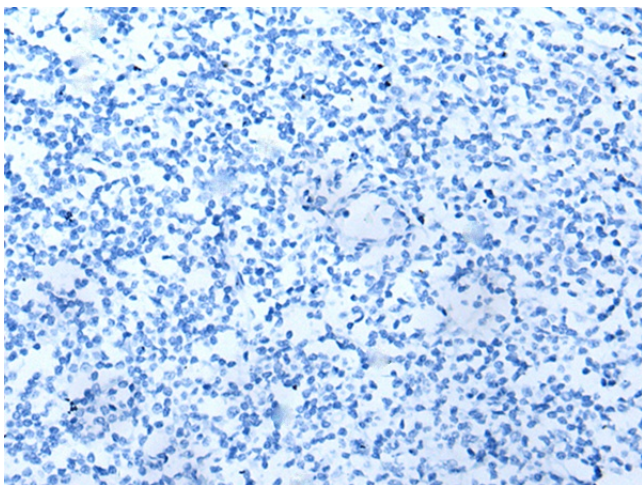
Immunohistochemistry of paraffin-embedded Human ovarian cancer tissue using [TA372063] (UBN1 Antibody) at dilution 1/130 (Original magnification: $\times 200$)



Immunohistochemistry of paraffin-embedded Human ovarian cancer tissue using [TA372063] (UBN1 Antibody) at dilution 1/130, treated with synthetic peptide. (Original magnification: $\times 200$)



Immunohistochemistry of paraffin-embedded Human tonsil tissue using [TA372063] (UBN1 Antibody) at dilution 1/130 (Original magnification: $\times 200$)



Immunohistochemistry of paraffin-embedded Human tonsil tissue using [TA372063] (UBN1 Antibody) at dilution 1/130, treated with synthetic peptide. (Original magnification: $\times 200$)