

## Product datasheet for **TA372000S**

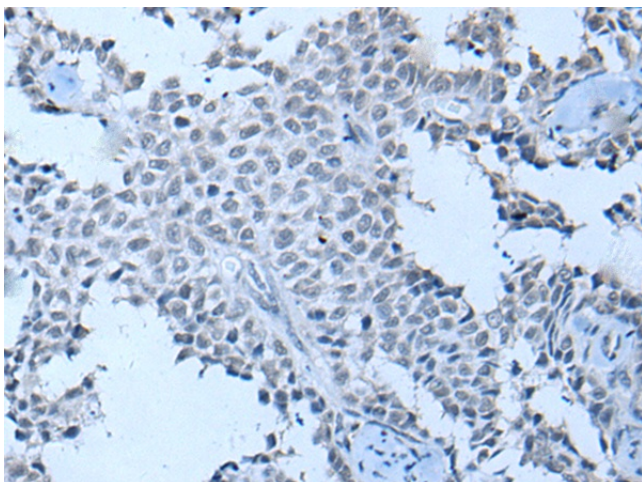
### ZNF703 Rabbit Polyclonal Antibody

#### Product data:

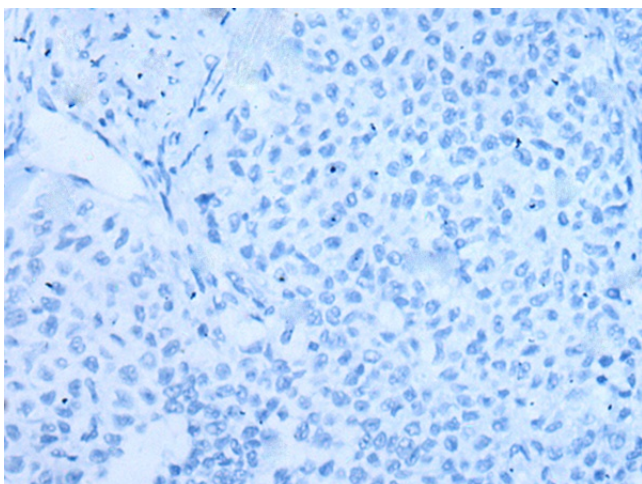
Product Type:	Primary Antibodies
Applications:	IHC
Recommended Dilution:	IHC: 30-150 Positive control: Human ovarian cancer Predicted cell location: Nucleus
Reactivity:	Human, Mouse
Host:	Rabbit
Isotype:	IgG
Clonality:	Polyclonal
Immunogen:	Synthetic peptide of human ZNF703
Formulation:	pH7.4 PBS, 0.05% NaN <sub>3</sub> , 40% Glycerol
Concentration:	lot specific
Purification:	Antigen affinity purification
Conjugation:	Unconjugated
Storage:	Store at -20°C.
Stability:	1 year
Gene Name:	zinc finger protein 703
Database Link:	<a href="#">Entrez Gene 80139 Human Q9H7S9</a>
Background:	ZNF703 (zinc finger protein 703) is a 590 amino acid nuclear protein that contains one C2H2-type zinc finger and is thought to play a role in transcriptional regulation. Multiple isoforms of ZNF703 exist due to alternative splicing events. The gene encoding ZNF703 maps to human chromosome 8, which consists of nearly 146 million base pairs, houses more than 800 genes and is associated with a variety of diseases and malignancies. Schizophrenia, bipolar disorder, Trisomy 8, Pfeiffer syndrome, congenital hypothyroidism, Waardenburg syndrome and some leukemias and lymphomas are thought to occur as a result of defects in specific genes that map to chromosome 8.
Synonyms:	FLJ14299; ZNF503L



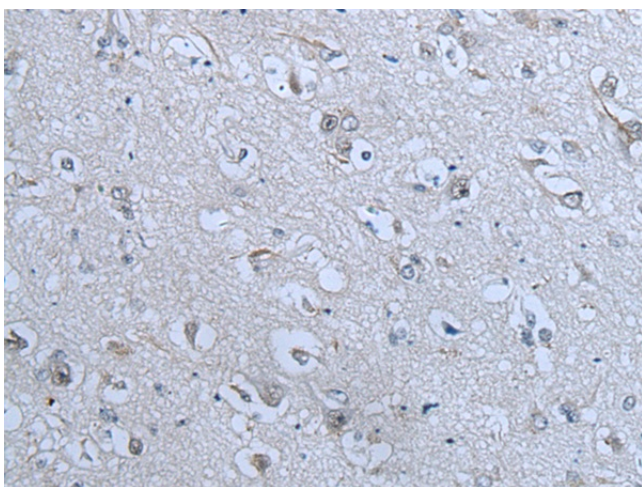
[View online »](#)

**Product images:**

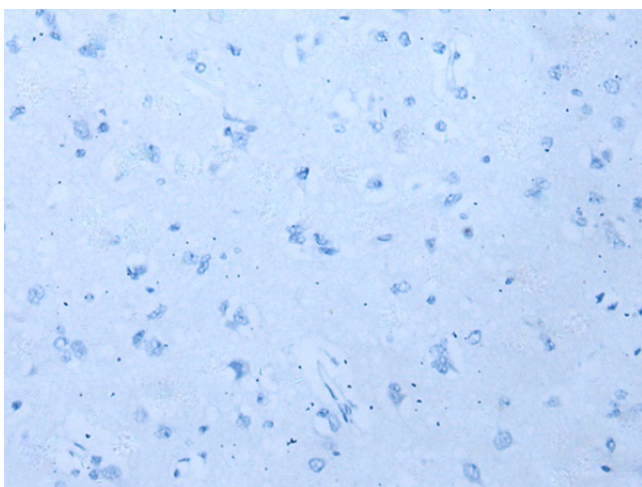
Immunohistochemistry of paraffin-embedded Human ovarian cancer tissue using [TA372000] (ZNF703 Antibody) at dilution 1/55 (Original magnification: ×200)



Immunohistochemistry of paraffin-embedded Human ovarian cancer tissue using [TA372000] (ZNF703 Antibody) at dilution 1/55, treated with synthetic peptide. (Original magnification: ×200)



Immunohistochemistry of paraffin-embedded Human brain tissue using [TA372000] (ZNF703 Antibody) at dilution 1/55 (Original magnification: ×200)



Immunohistochemistry of paraffin-embedded Human brain tissue using [TA372000] (ZNF703 Antibody) at dilution 1/55, treated with synthetic peptide. (Original magnification: ×200)