

Product datasheet for **TA371905**

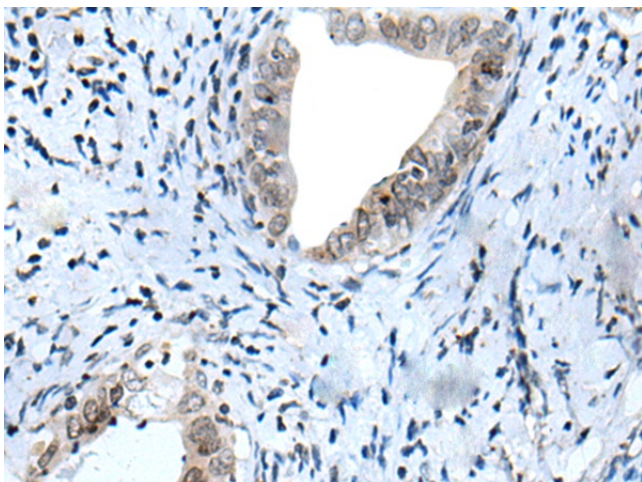
HOXD12 Rabbit Polyclonal Antibody

Product data:

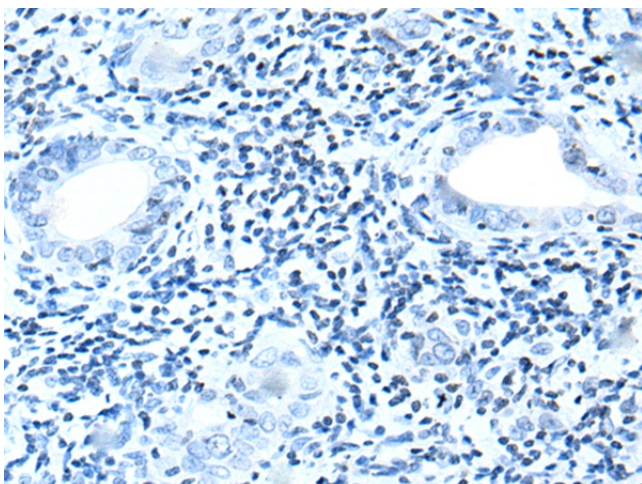
| | |
|-----------------------|---|
| Product Type: | Primary Antibodies |
| Applications: | IHC |
| Recommended Dilution: | IHC: 20-100 Positive control: Human cervical cancer Predicted cell location: Nucleus |
| Reactivity: | Human, Mouse |
| Host: | Rabbit |
| Isotype: | IgG |
| Clonality: | Polyclonal |
| Immunogen: | Synthetic peptide of human HOXD12 |
| Formulation: | pH7.4 PBS, 0.05% NaN ₃ , 40% Glycerol |
| Concentration: | lot specific |
| Purification: | Antigen affinity purification |
| Conjugation: | Unconjugated |
| Storage: | Store at -20°C. |
| Stability: | 1 year |
| Gene Name: | homeobox D12 |
| Database Link: | Entrez Gene 3238 Human P35452 |
| Background: | This gene belongs to the homeobox family of genes. The homeobox genes encode a highly conserved family of transcription factors that play an important role in morphogenesis in all multicellular organisms. Mammals possess four similar homeobox gene clusters, HOXA, HOXB, HOXC and HOXD, located on different chromosomes, consisting of 9 to 11 genes arranged in tandem. This gene is one of several homeobox HOXD genes located in a cluster on chromosome 2. Deletions that remove the entire HOXD gene cluster or the 5' end of this cluster have been associated with severe limb and genital abnormalities. The exact role of this gene has not been determined. |
| Synonyms: | Hox-4H; HOX4H; OTTHUMP00000197180 |


[View online »](#)

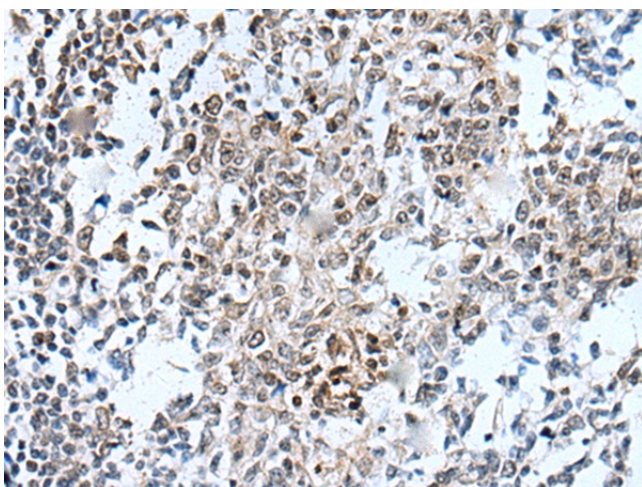
Product images:



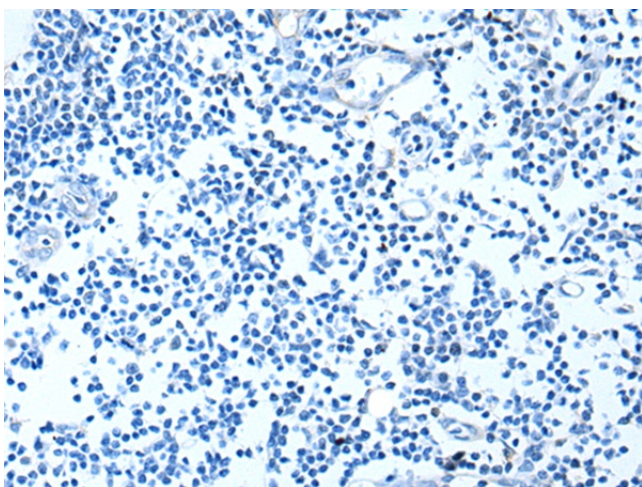
Immunohistochemistry of paraffin-embedded Human cervical cancer tissue using TA371905 (HOXD12 Antibody) at dilution 1/30 (Original magnification: ×200)



Immunohistochemistry of paraffin-embedded Human cervical cancer tissue using TA371905 (HOXD12 Antibody) at dilution 1/30, treated with synthetic peptide. (Original magnification: ×200)



Immunohistochemistry of paraffin-embedded Human tonsil tissue using TA371905 (HOXD12 Antibody) at dilution 1/30 (Original magnification: ×200)



Immunohistochemistry of paraffin-embedded Human tonsil tissue using TA371905 (HOXD12 Antibody) at dilution 1/30, treated with synthetic peptide. (Original magnification: ×200)