

Product datasheet for **TA371887**

FABP12 Rabbit Polyclonal Antibody

Product data:

Product Type:	Primary Antibodies
Applications:	IHC
Recommended Dilution:	IHC: 25-100 Positive control: Human colorectal cancer Predicted cell location: Cytoplasm
Reactivity:	Human
Host:	Rabbit
Isotype:	IgG
Clonality:	Polyclonal
Immunogen:	Synthetic peptide of human FABP12
Formulation:	pH7.4 PBS, 0.05% NaN ₃ , 40% Glycerol
Concentration:	lot specific
Purification:	Antigen affinity purification
Conjugation:	Unconjugated
Storage:	Store at -20°C.
Stability:	1 year
Gene Name:	fatty acid binding protein 12
Database Link:	Entrez Gene 646486 Human A6NFH5

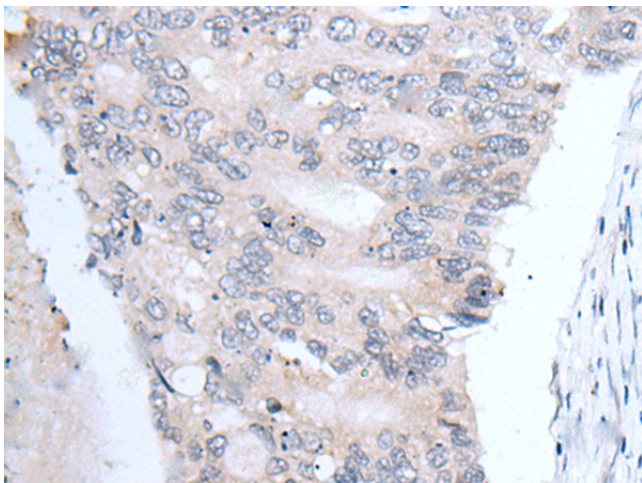
Background: Fatty acid-binding proteins, designated FABPs, are a family of homologous cytoplasmic proteins that are expressed in a highly tissue-specific manner and play an integral role in the balance between lipid and carbohydrate metabolism. FABPs mediate fatty acid (FA) and/or hydrophobic ligand uptake, transport and targeting within their respective tissues. The mechanisms underlying these actions can give rise to both passive diffusional uptake and protein-mediated transmembrane transport of FAs. FABP12 (fatty acid-binding protein 12) is a 132 amino acid protein that belongs to the calycin superfamily and fatty-acid binding protein family. Highly expressed in adult retina and testis, FABP12 may function in lipid transport. The gene encoding FABP12 maps to mouse chromosome 3 A1.



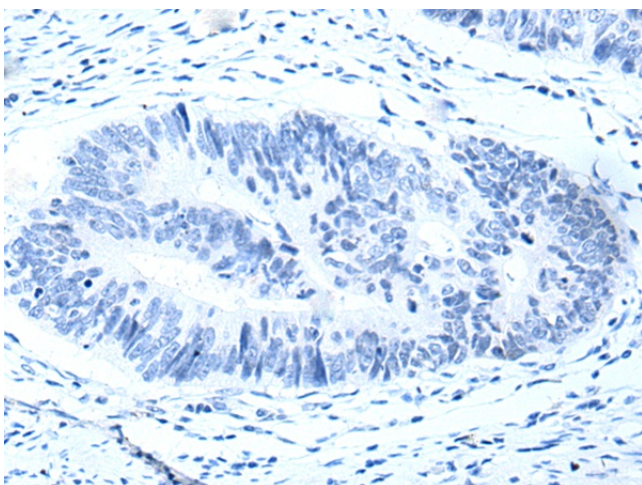
[View online »](#)

Synonyms: LOC646486

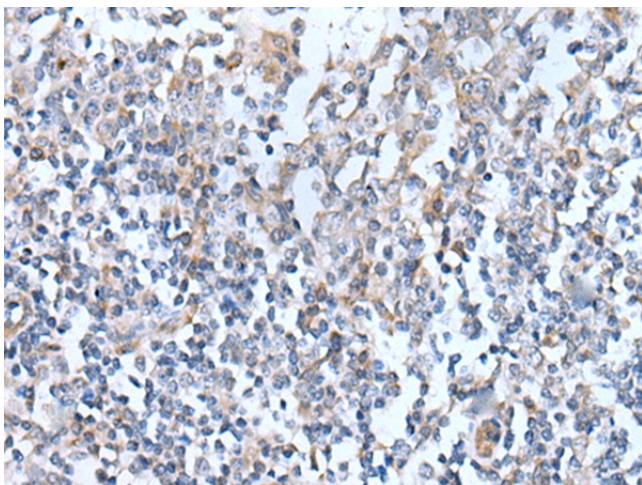
Product images:



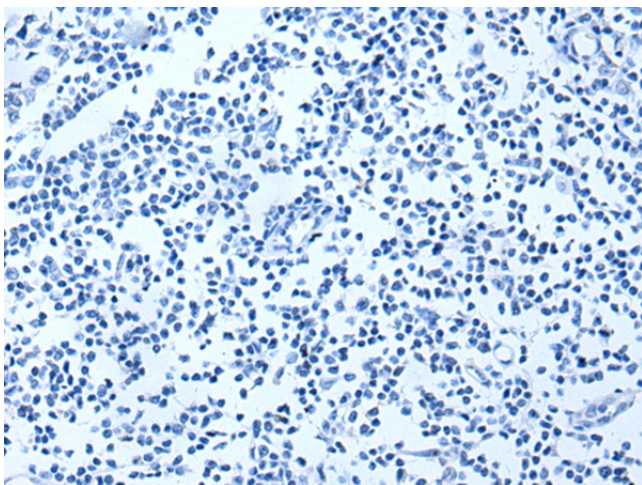
Immunohistochemistry of paraffin-embedded Human colorectal cancer tissue using TA371887 (FABP12 Antibody) at dilution 1/25 (Original magnification: x200)



Immunohistochemistry of paraffin-embedded Human colorectal cancer tissue using TA371887 (FABP12 Antibody) at dilution 1/25, treated with synthetic peptide. (Original magnification: x200)



Immunohistochemistry of paraffin-embedded Human tonsil tissue using TA371887 (FABP12 Antibody) at dilution 1/25 (Original magnification: $\times 200$)



Immunohistochemistry of paraffin-embedded Human tonsil tissue using TA371887 (FABP12 Antibody) at dilution 1/25, treated with synthetic peptide. (Original magnification: $\times 200$)