

Product datasheet for **TA371820S**

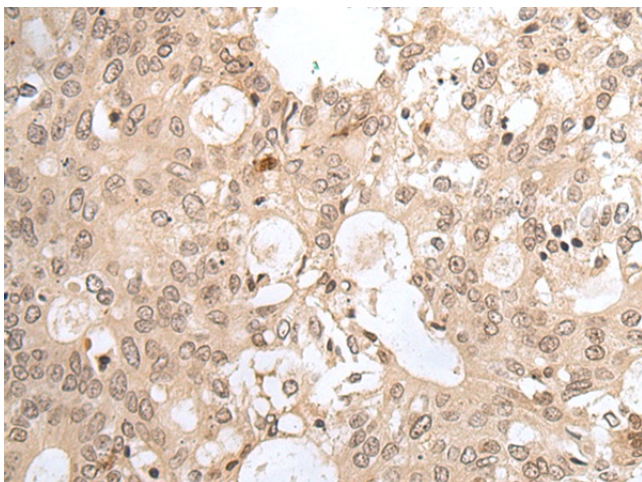
HCN3 Rabbit Polyclonal Antibody

Product data:

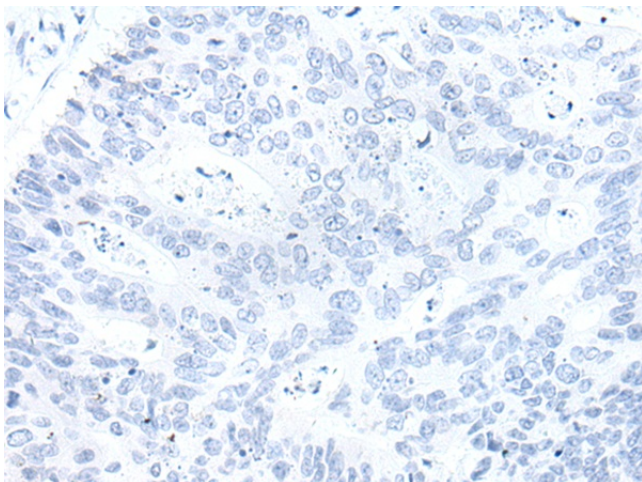
Product Type:	Primary Antibodies
Applications:	IHC
Recommended Dilution:	IHC: 25-100 Positive control: Human colorectal cancer Predicted cell location: Cytoplasm and Nucleus
Reactivity:	Human, Mouse, Rat
Host:	Rabbit
Isotype:	IgG
Clonality:	Polyclonal
Immunogen:	Synthetic peptide of human HCN3
Formulation:	pH7.4 PBS, 0.05% NaN ₃ , 40% Glycerol
Concentration:	lot specific
Purification:	Antigen affinity purification
Conjugation:	Unconjugated
Storage:	Store at -20°C.
Stability:	1 year
Gene Name:	hyperpolarization activated cyclic nucleotide gated potassium channel 3
Database Link:	Entrez Gene 57657 Human Q9P1Z3
Background:	This gene encodes a multi-pass membrane protein that functions as a voltage gated cation channel. The encoded protein is a member of a family of closely related cyclic adenosine monophosphate-binding channel proteins. Alternative splicing results in multiple transcript variants.
Synonyms:	KIAA1535; MGC131493



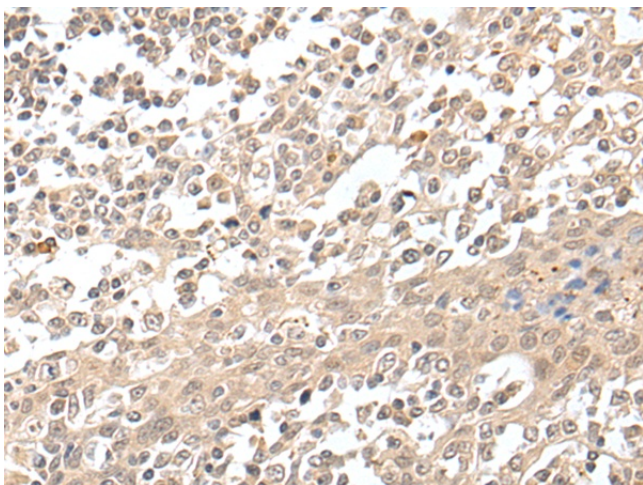
[View online »](#)

Product images:

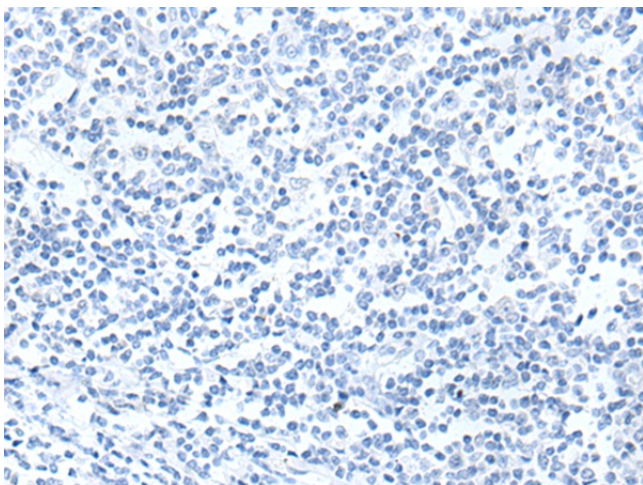
Immunohistochemistry of paraffin-embedded Human colorectal cancer tissue using [TA371820] (HCN3 Antibody) at dilution 1/25 (Original magnification: ×200)



Immunohistochemistry of paraffin-embedded Human colorectal cancer tissue using [TA371820] (HCN3 Antibody) at dilution 1/25, treated with synthetic peptide. (Original magnification: ×200)



Immunohistochemistry of paraffin-embedded Human tonsil tissue using [TA371820] (HCN3 Antibody) at dilution 1/25 (Original magnification: ×200)



Immunohistochemistry of paraffin-embedded Human tonsil tissue using [TA371820] (HCN3 Antibody) at dilution 1/25, treated with synthetic peptide. (Original magnification: ×200)