

Product datasheet for **TA371793**

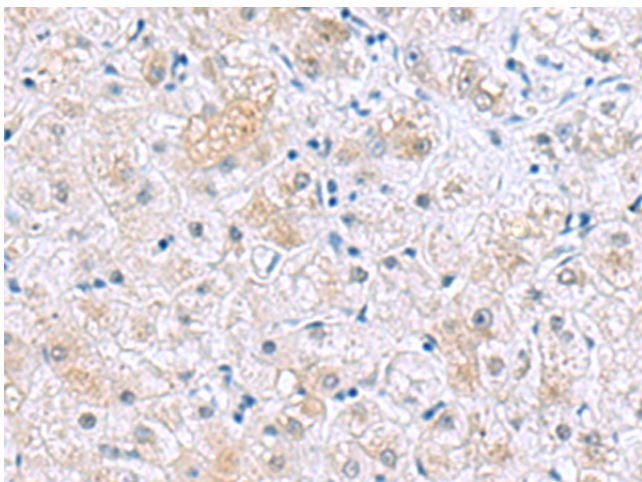
NUDT8 Rabbit Polyclonal Antibody

Product data:

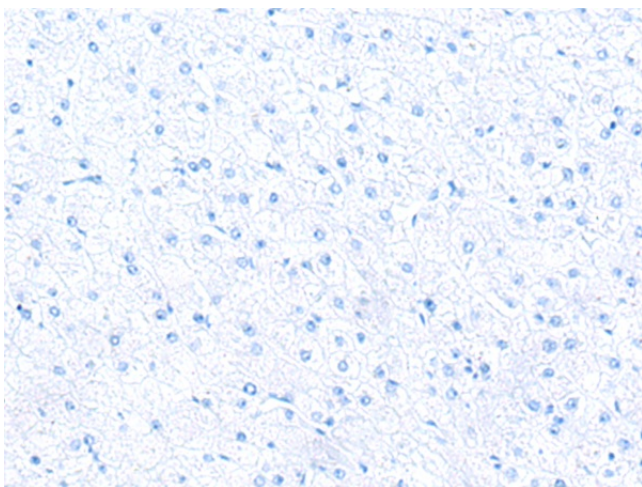
Product Type:	Primary Antibodies
Applications:	IHC
Recommended Dilution:	IHC: 20-100 Positive control: Human liver cancer Predicted cell location: Cytoplasm
Reactivity:	Human, Mouse
Host:	Rabbit
Isotype:	IgG
Clonality:	Polyclonal
Immunogen:	Synthetic peptide of human NUDT8
Formulation:	pH7.4 PBS, 0.05% NaN ₃ , 40% Glycerol
Concentration:	lot specific
Purification:	Antigen affinity purification
Conjugation:	Unconjugated
Storage:	Store at -20°C.
Stability:	1 year
Gene Name:	nudix hydrolase 8
Database Link:	Entrez Gene 254552 Human Q8WV74
Background:	Probably mediates the hydrolysis of some nucleoside diphosphate derivatives.
Synonyms:	FLJ41567



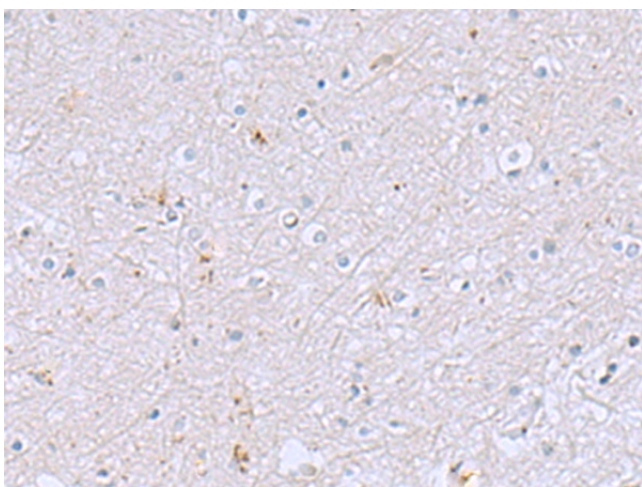
[View online »](#)

Product images:

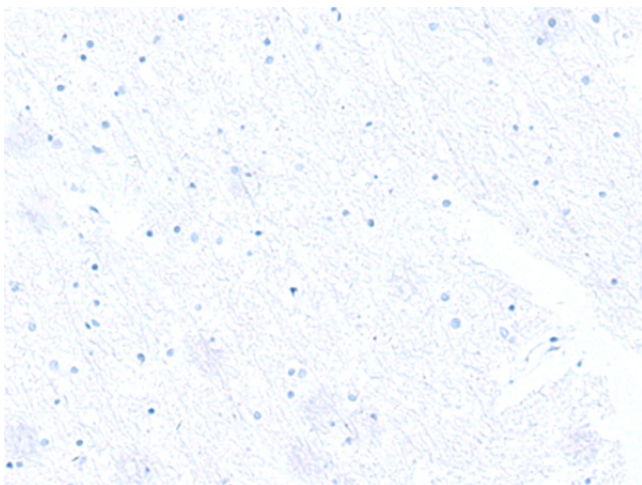
Immunohistochemistry of paraffin-embedded Human liver cancer tissue using TA371793 (NUDT8 Antibody) at dilution 1/35 (Original magnification: ×200)



Immunohistochemistry of paraffin-embedded Human liver cancer tissue using TA371793 (NUDT8 Antibody) at dilution 1/35, treated with synthetic peptide. (Original magnification: ×200)



Immunohistochemistry of paraffin-embedded Human brain tissue using TA371793 (NUDT8 Antibody) at dilution 1/35 (Original magnification: ×200)



Immunohistochemistry of paraffin-embedded Human brain tissue using TA371793 (NUDT8 Antibody) at dilution 1/35, treated with synthetic peptide. (Original magnification: ×200)