

Product datasheet for **TA371790S**

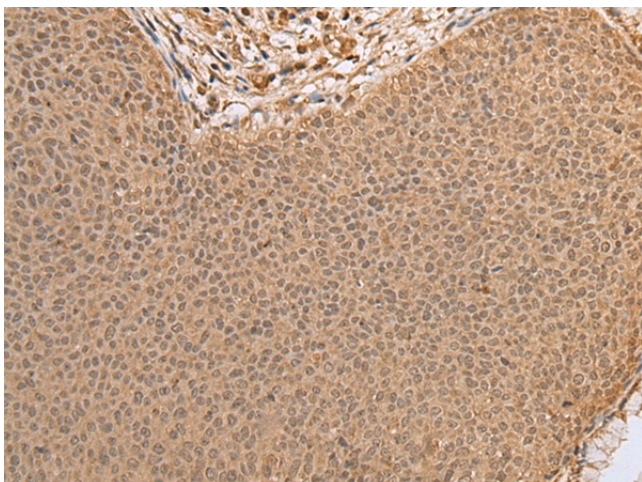
FOXO4 Rabbit Polyclonal Antibody

Product data:

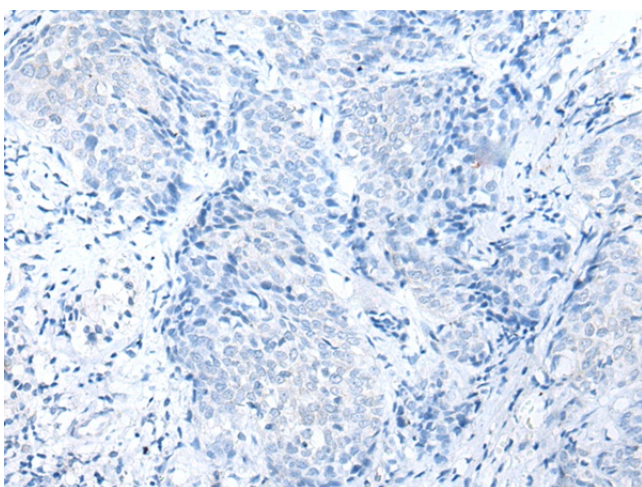
Product Type:	Primary Antibodies
Applications:	IHC
Recommended Dilution:	IHC: 25-100 Positive control: Human cervical cancer Predicted cell location: Cytoplasm and Nucleus
Reactivity:	Human, Mouse
Host:	Rabbit
Isotype:	IgG
Clonality:	Polyclonal
Immunogen:	Synthetic peptide of human FOXO4
Formulation:	pH7.4 PBS, 0.05% NaN ₃ , 40% Glycerol
Concentration:	lot specific
Purification:	Antigen affinity purification
Conjugation:	Unconjugated
Storage:	Store at -20°C.
Stability:	1 year
Gene Name:	forkhead box O4
Database Link:	Entrez Gene 4303 Human P98177
Background:	This gene encodes a member of the O class of winged helix/forkhead transcription factor family. Proteins encoded by this class are regulated by factors involved in growth and differentiation indicating they play a role in these processes. A translocation involving this gene on chromosome X and the homolog of the Drosophila trithorax gene, encoding a DNA binding protein, located on chromosome 11 is associated with leukemia. Multiple transcript variants encoding different isoforms have been found for this gene.
Synonyms:	AFX; AFX1; MGC120490; MLLT7




[View online »](#)

Product images:

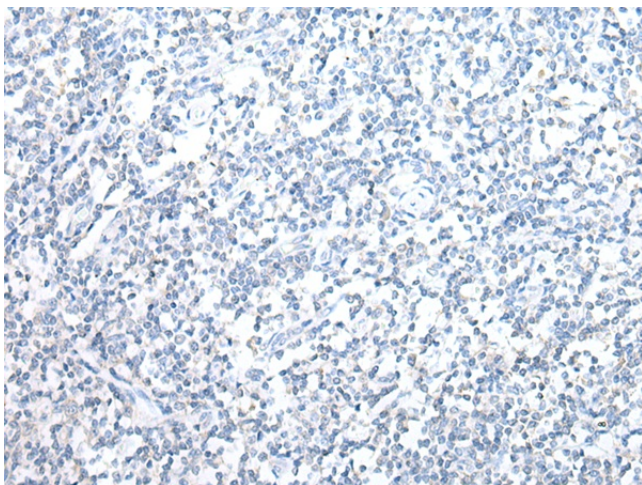
Immunohistochemistry of paraffin-embedded Human cervical cancer tissue using [TA371790] (FOXO4 Antibody) at dilution 1/20 (Original magnification: $\times 200$)



Immunohistochemistry of paraffin-embedded Human cervical cancer tissue using [TA371790] (FOXO4 Antibody) at dilution 1/20, treated with synthetic peptide. (Original magnification: $\times 200$)



Immunohistochemistry of paraffin-embedded Human tonsil tissue using [TA371790] (FOXO4 Antibody) at dilution 1/20 (Original magnification: ×200)



Immunohistochemistry of paraffin-embedded Human tonsil tissue using [TA371790] (FOXO4 Antibody) at dilution 1/20, treated with synthetic peptide. (Original magnification: ×200)