

Product datasheet for **TA371754**

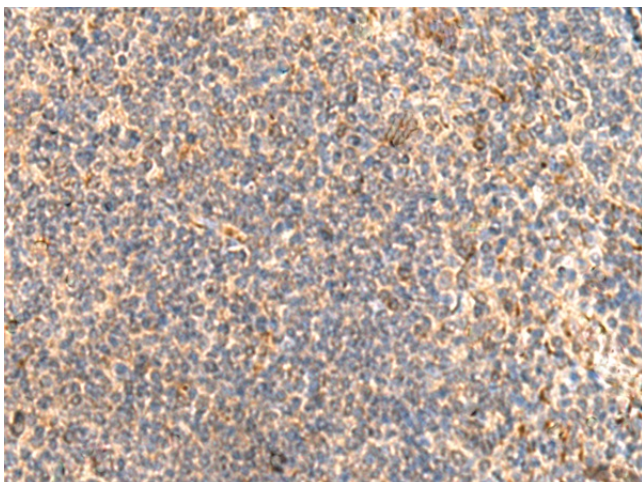
ABHD2 Rabbit Polyclonal Antibody

Product data:

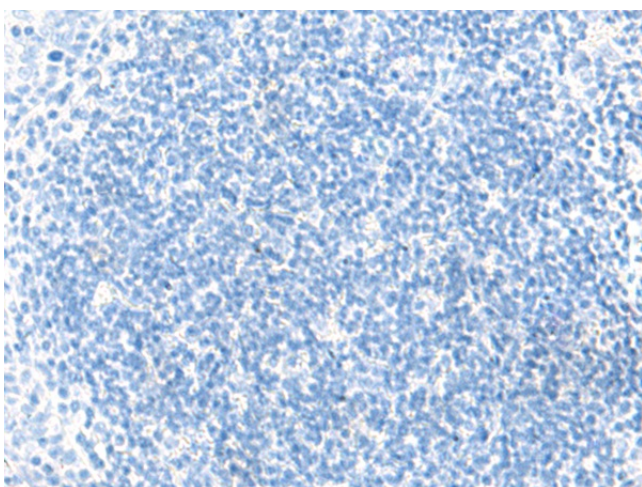
Product Type:	Primary Antibodies
Applications:	IHC
Recommended Dilution:	IHC: 40-200 Positive control: Human tonsil Predicted cell location: Cytoplasm
Reactivity:	Human, Mouse
Host:	Rabbit
Isotype:	IgG
Clonality:	Polyclonal
Immunogen:	Synthetic peptide of human ABHD2
Formulation:	pH7.4 PBS, 0.05% NaN ₃ , 40% Glycerol
Concentration:	lot specific
Purification:	Antigen affinity purification
Conjugation:	Unconjugated
Storage:	Store at -20°C.
Stability:	1 year
Gene Name:	abhydrolase domain containing 2
Database Link:	Entrez Gene 11057 Human P08910
Background:	This gene encodes a protein containing an alpha/beta hydrolase fold, which is a catalytic domain found in a wide range of enzymes. The encoded protein is an acylglycerol lipase that catalyzes the hydrolysis of endocannabinoid arachidonoylglycerol from the cell membrane. This leads to activation of the sperm calcium channel CatSper, which results in sperm activation. Alternative splicing of this gene results in two transcript variants encoding the same protein.
Synonyms:	HS1-2; LABH2; MGC26249; MGC111112; PHPS1-2



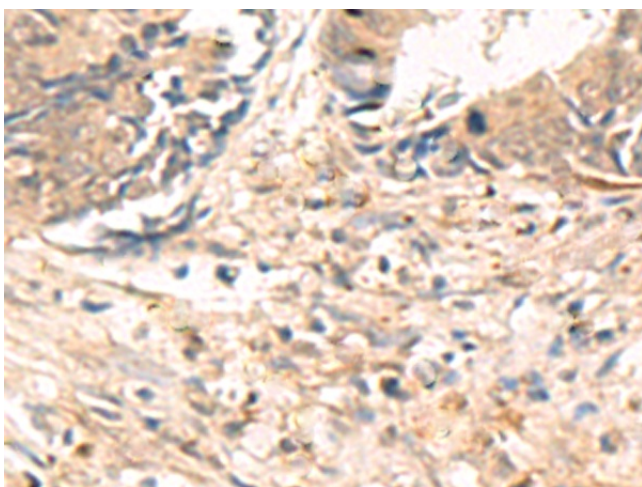
[View online »](#)

Product images:

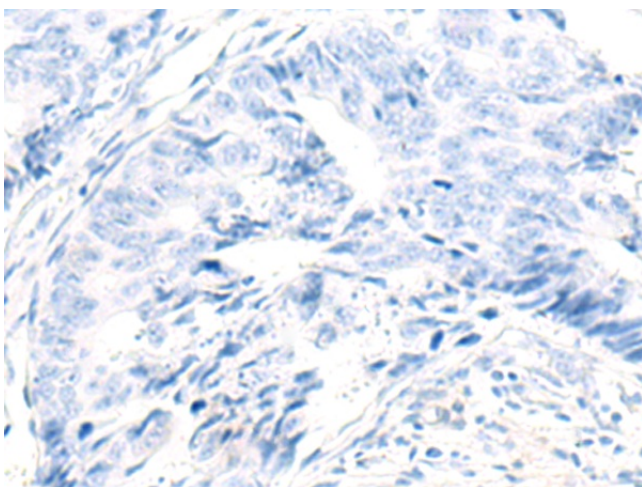
Immunohistochemistry of paraffin-embedded Human tonsil tissue using TA371754 (ABHD2 Antibody) at dilution 1/40 (Original magnification: ×200)



Immunohistochemistry of paraffin-embedded Human tonsil tissue using TA371754 (ABHD2 Antibody) at dilution 1/40, treated with synthetic peptide. (Original magnification: ×200)



Immunohistochemistry of paraffin-embedded Human colorectal cancer tissue using TA371754 (ABHD2 Antibody) at dilution 1/40 (Original magnification: $\times 200$)



Immunohistochemistry of paraffin-embedded Human colorectal cancer tissue using TA371754 (ABHD2 Antibody) at dilution 1/40, treated with synthetic peptide. (Original magnification: $\times 200$)