

Product datasheet for **TA371712S**

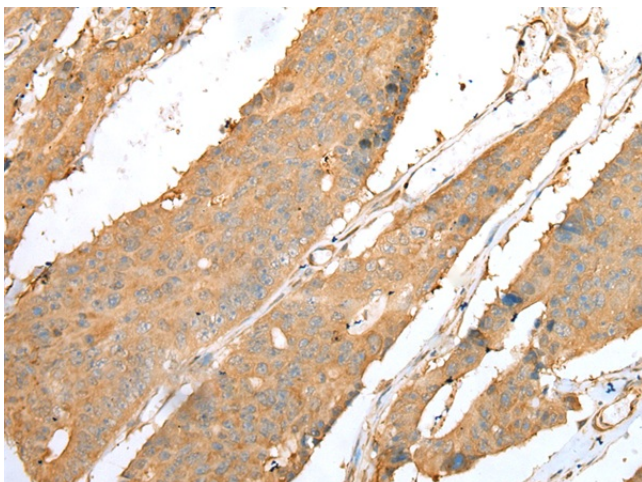
ZIP Kinase (DAPK3) Rabbit Polyclonal Antibody

Product data:

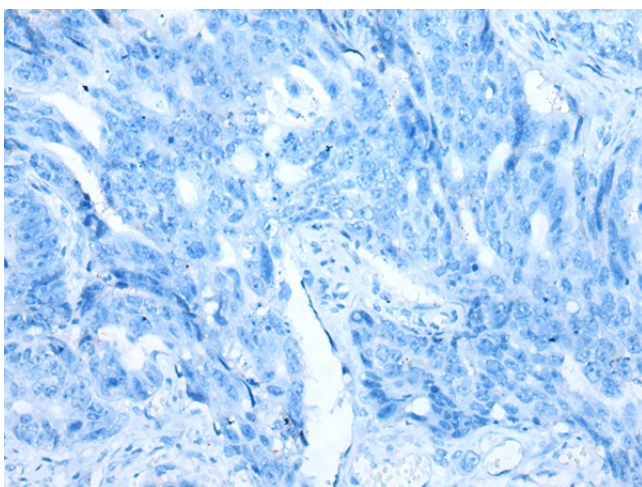
Product Type:	Primary Antibodies
Applications:	IHC
Recommended Dilution:	IHC: 25-100 Positive control: Human colorectal cancer Predicted cell location: Cytoplasm
Reactivity:	Human
Host:	Rabbit
Isotype:	IgG
Clonality:	Polyclonal
Immunogen:	Synthetic peptide of human DAPK3
Formulation:	pH7.4 PBS, 0.05% NaN ₃ , 40% Glycerol
Concentration:	lot specific
Purification:	Antigen affinity purification
Conjugation:	Unconjugated
Storage:	Store at -20°C.
Stability:	1 year
Gene Name:	death associated protein kinase 3
Database Link:	Entrez Gene 1613 Human O43293
Background:	Death-associated protein kinase 3 (DAPK3) induces morphological changes in apoptosis when overexpressed in mammalian cells. These results suggest that DAPK3 may play a role in the induction of apoptosis.
Synonyms:	DIK; FLJ36473; ZIP; ZIP-kinase; ZIPK



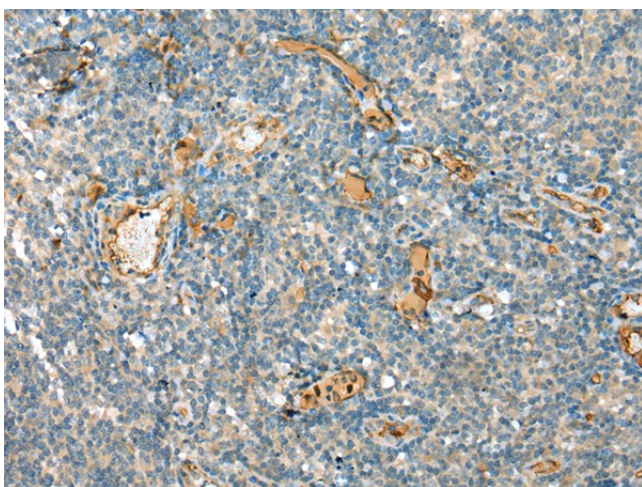
[View online »](#)

Product images:

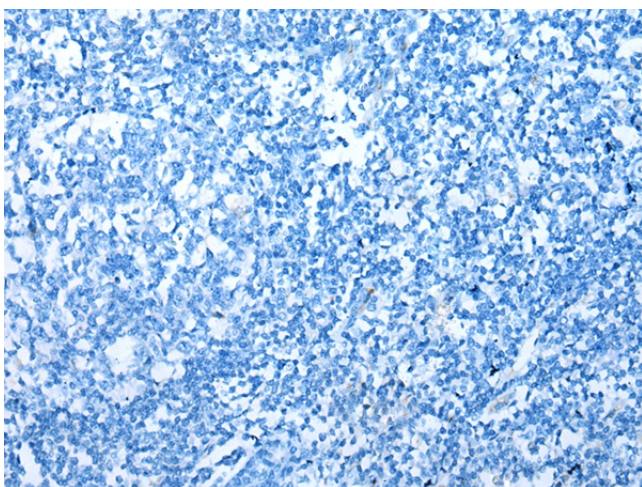
Immunohistochemistry of paraffin-embedded Human colorectal cancer tissue using [TA371712] (DAPK3 Antibody) at dilution 1/35 (Original magnification: $\times 200$)



Immunohistochemistry of paraffin-embedded Human colorectal cancer tissue using [TA371712] (DAPK3 Antibody) at dilution 1/35, treated with synthetic peptide. (Original magnification: $\times 200$)



Immunohistochemistry of paraffin-embedded Human tonsil tissue using [TA371712] (DAPK3 Antibody) at dilution 1/35 (Original magnification: ×200)



Immunohistochemistry of paraffin-embedded Human tonsil tissue using [TA371712] (DAPK3 Antibody) at dilution 1/35, treated with synthetic peptide. (Original magnification: ×200)