

Product datasheet for **TA371690S**

FOXP4 Rabbit Polyclonal Antibody

Product data:

Product Type:	Primary Antibodies
Applications:	IHC, WB
Recommended Dilution:	WB: 200-1000 WB positive control: 293T cell IHC: 20-100 Positive control: Human tonsil Predicted cell location: Nucleus
Reactivity:	Human, Mouse
Host:	Rabbit
Isotype:	IgG
Clonality:	Polyclonal
Immunogen:	Synthetic peptide of human FOXP4
Formulation:	pH7.4 PBS, 0.05% NaN ₃ , 40% Glycerol
Concentration:	lot specific
Purification:	Antigen affinity purification
Conjugation:	Unconjugated
Storage:	Store at -20°C.
Stability:	1 year
Predicted Protein Size:	73 kDa
Gene Name:	forkhead box P4
Database Link:	Entrez Gene 116113 Human Q8IVH2



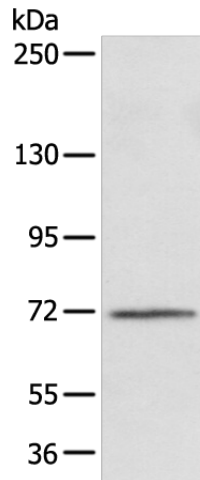
[View online »](#)

Background:

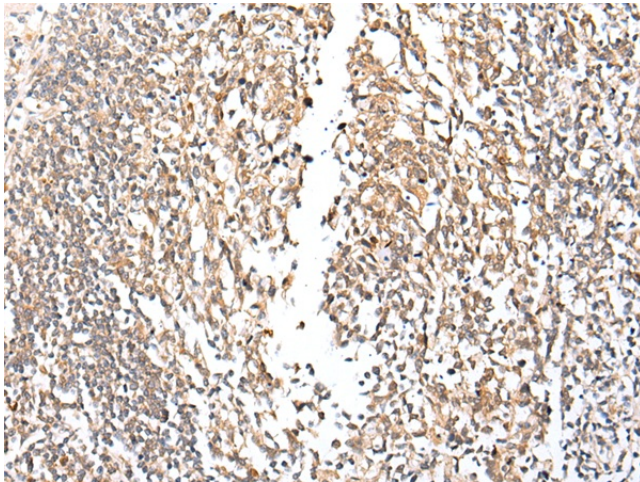
This gene belongs to subfamily P of the forkhead box (FOX) transcription factor family. Forkhead box transcription factors play important roles in the regulation of tissue- and cell type-specific gene transcription during both development and adulthood. Many members of the forkhead box gene family, including members of subfamily P, have roles in mammalian oncogenesis. This gene may play a role in the development of tumors of the kidney and larynx. Alternative splicing of this gene produces multiple transcript variants, some encoding different isoforms.

Synonyms:

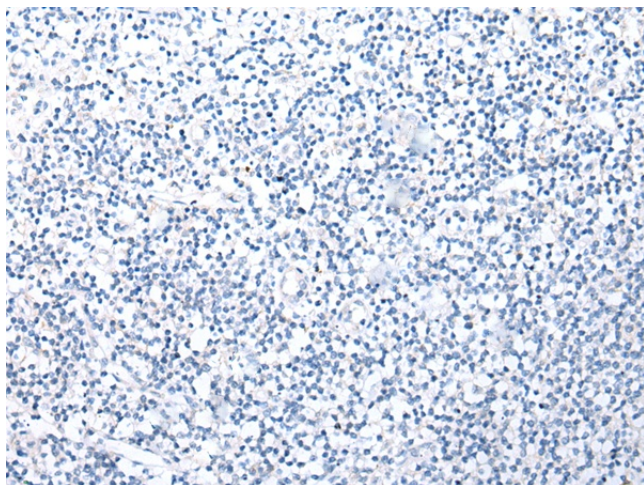
FKHLA; FLJ40908; FLJ44184; hFKHLA; OTTHUMP00000043536

Product images:

Gel: 6%SDS-PAGE
Lysate: 40 µg
Lane: 293T cell
Primary antibody: [TA371690] (FOXP4 Antibody) at dilution 1/200
Secondary antibody: Goat anti rabbit IgG at 1/8000 dilution
Exposure time: 15 seconds



Immunohistochemistry of paraffin-embedded Human tonsil tissue using [TA371690] (FOXP4 Antibody) at dilution 1/20 (Original magnification: ×200)



Immunohistochemistry of paraffin-embedded Human tonsil tissue using [TA371690] (FOXP4 Antibody) at dilution 1/20, treated with synthetic peptide. (Original magnification: $\times 200$)