

Product datasheet for **TA371597S**

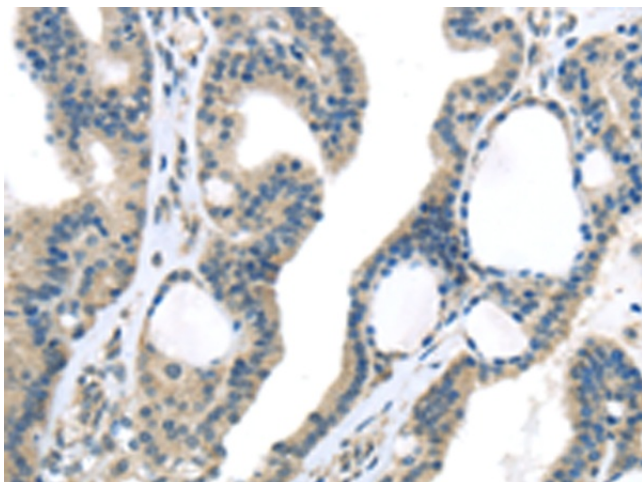
VGF Rabbit Polyclonal Antibody

Product data:

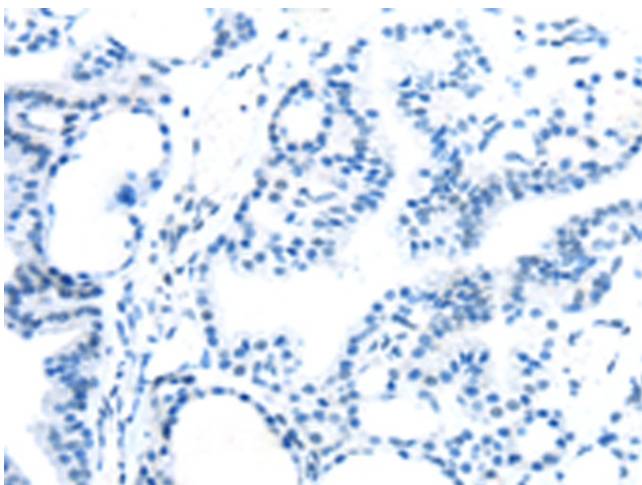
Product Type:	Primary Antibodies
Applications:	IHC
Recommended Dilution:	IHC: 25-100 Positive control: Human thyroid cancer Predicted cell location: Cytoplasm
Reactivity:	Human, Rat
Host:	Rabbit
Isotype:	IgG
Clonality:	Polyclonal
Immunogen:	Synthetic peptide of human VGF
Formulation:	pH7.4 PBS, 0.05% NaN ₃ , 40% Glycerol
Concentration:	lot specific
Purification:	Antigen affinity purification
Conjugation:	Unconjugated
Storage:	Store at -20°C.
Stability:	1 year
Gene Name:	VGF nerve growth factor inducible
Database Link:	Entrez Gene 7425 Human O15240
Background:	This gene is specifically expressed in a subpopulation of neuroendocrine cells, and is upregulated by nerve growth factor. The structural organization of this gene is similar to that of the rat gene, and both the translated and the untranslated regions show a high degree of sequence similarity to the rat gene. The encoded secretory protein also shares similarities with the secretogranin/chromogranin family, however, its exact function is not known.
Synonyms:	VGF



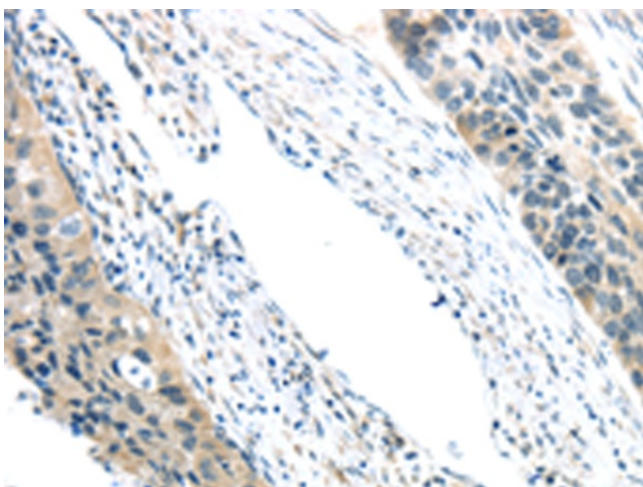
[View online »](#)

Product images:

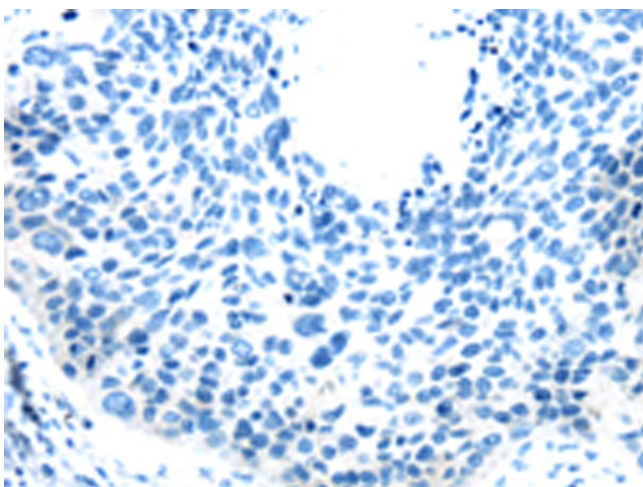
Immunohistochemistry of paraffin-embedded Human thyroid cancer tissue using [TA371597] (VGF Antibody) at dilution 1/35 (Original magnification: ×200)



Immunohistochemistry of paraffin-embedded Human thyroid cancer tissue using [TA371597] (VGF Antibody) at dilution 1/35, treated with synthetic peptide. (Original magnification: ×200)



Immunohistochemistry of paraffin-embedded Human esophagus cancer tissue using [TA371597] (VGF Antibody) at dilution 1/35 (Original magnification: $\times 200$)



Immunohistochemistry of paraffin-embedded Human esophagus cancer tissue using [TA371597] (VGF Antibody) at dilution 1/35, treated with synthetic peptide. (Original magnification: $\times 200$)