

Product datasheet for **TA371575S**

HUNK Rabbit Polyclonal Antibody

Product data:

Product Type:	Primary Antibodies
Applications:	IHC
Recommended Dilution:	IHC: 25-100 Positive control: Human tonsil Predicted cell location: Cytoplasm or Nucleus
Reactivity:	Human
Host:	Rabbit
Isotype:	IgG
Clonality:	Polyclonal
Immunogen:	Synthetic peptide of human HUNK
Formulation:	pH7.4 PBS, 0.05% NaN ₃ , 40% Glycerol
Concentration:	lot specific
Purification:	Antigen affinity purification
Conjugation:	Unconjugated
Storage:	Store at -20°C.
Stability:	1 year
Gene Name:	hormonally up-regulated Neu-associated kinase
Database Link:	Entrez Gene 30811 Human P57058

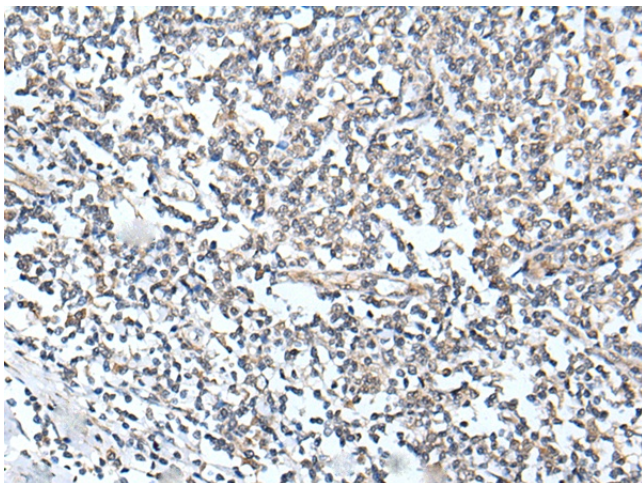
Background: The HUNK (hormonally upregulated Neu-associated kinase) protein, also designated MAK-V in mouse, has been identified as a novel SNF1-related serine/threonine kinase. The human HUNK gene localizes to chromosome 21q22 and encodes a protein with nucleocytoplasmic distribution and localizes to the centrosome. Overexpression of the HUNK protein associates with approximately 50% of breast carcinomas, and may provide diagnostic-prognostic value as a molecular marker. Serine/threonine-protein kinase SNF1-like kinase 2 (SIK) phosphorylates Ser-794 of IRS1 in insulin-stimulated adipocytes, which may modulate the efficiency of insulin signal transduction. SIK is activated by phosphorylation on Thr-175 by STK11 in complex with STE20-related adapter- α and CAB39.



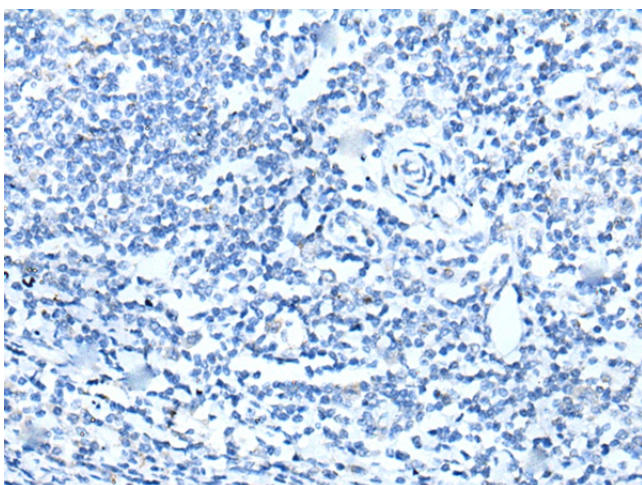
[View online »](#)

Synonyms: B19; MAKV

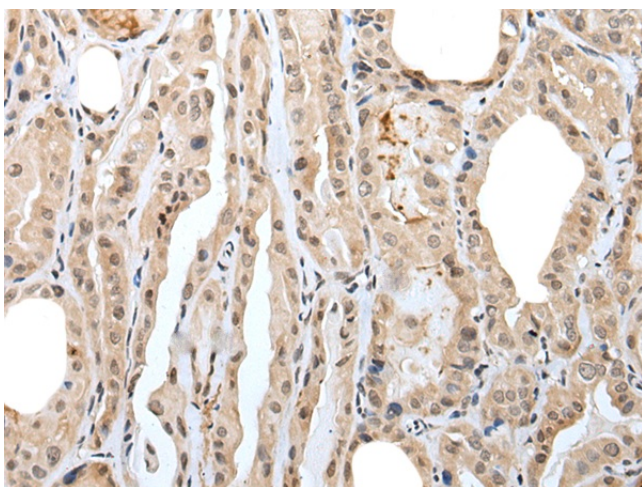
Product images:



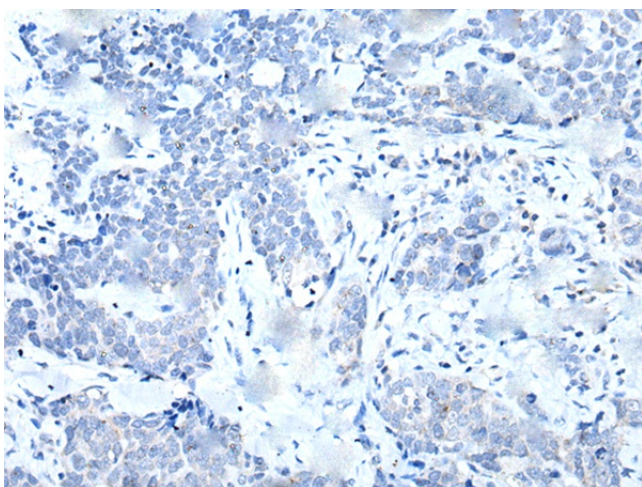
Immunohistochemistry of paraffin-embedded Human tonsil tissue using [TA371575] (HUNK Antibody) at dilution 1/30 (Original magnification: ×200)



Immunohistochemistry of paraffin-embedded Human tonsil tissue using [TA371575] (HUNK Antibody) at dilution 1/30, treated with synthetic peptide. (Original magnification: ×200)



Immunohistochemistry of paraffin-embedded Human thyroid cancer tissue using [TA371575] (HUNK Antibody) at dilution 1/30 (Original magnification: ×200)



Immunohistochemistry of paraffin-embedded Human thyroid cancer tissue using [TA371575] (HUNK Antibody) at dilution 1/30, treated with synthetic peptide. (Original magnification: ×200)