

Product datasheet for **TA371546S**

STARD4 Rabbit Polyclonal Antibody

Product data:

Product Type:	Primary Antibodies
Applications:	IHC, WB
Recommended Dilution:	WB: 500-2000 WB positive control: HepG2 cell, Human liver tissue, Mouse liver tissue, Human fetal liver tissue, LO2 cell lysates IHC: 50-200 Positive control: Human colorectal cancer Predicted cell location: Cytoplasm
Reactivity:	Human, Mouse
Host:	Rabbit
Isotype:	IgG
Clonality:	Polyclonal
Immunogen:	Synthetic peptide of human STARD4
Formulation:	pH7.4 PBS, 0.05% NaN ₃ , 40% Glycerol
Concentration:	lot specific
Purification:	Antigen affinity purification
Conjugation:	Unconjugated
Storage:	Store at -20°C.
Stability:	1 year
Predicted Protein Size:	24 kDa
Gene Name:	StAR related lipid transfer domain containing 4
Database Link:	Entrez Gene 134429 Human Q96DR4



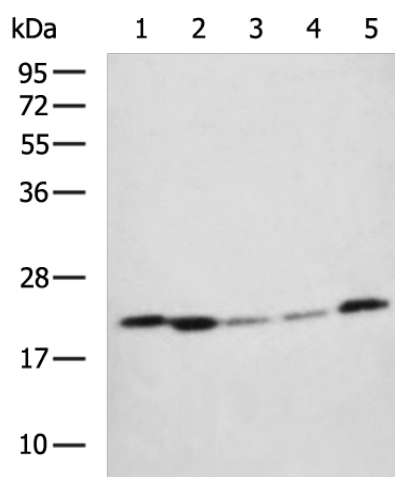
[View online »](#)

Background:

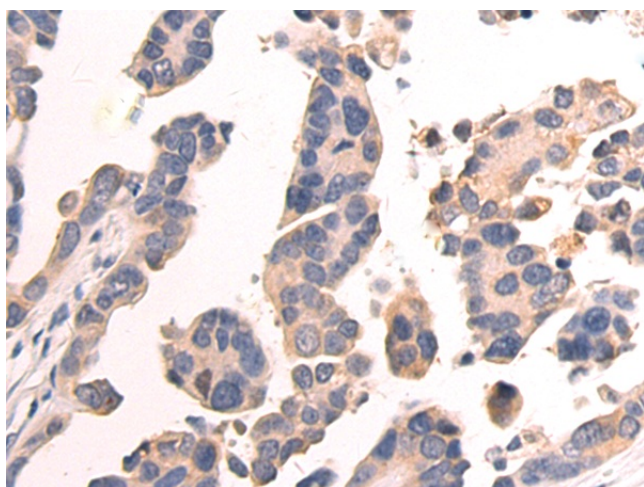
Cholesterol homeostasis is regulated, at least in part, by sterol regulatory element (SRE)-binding proteins (e.g., SREBP1; MIM 184756) and by liver X receptors (e.g., LXRA; MIM 602423). Upon sterol depletion, LXRs are inactive and SREBPs are cleaved, after which they bind promoter SREs and activate genes involved in cholesterol biosynthesis and uptake. Sterol transport is mediated by vesicles or by soluble protein carriers, such as steroidogenic acute regulatory protein (STAR; MIM 600617). STAR is homologous to a family of proteins containing a 200- to 210-amino acid STAR-related lipid transfer (START) domain, including STAR4 (Soccio et al., 2002 [PubMed 12011452]).

Synonyms:

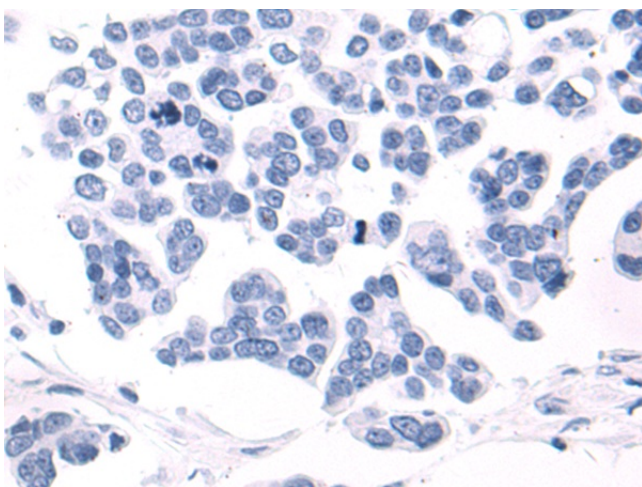
STAR4

Product images:

Gel: 12%SDS-PAGE
Lysate: 40 µg
Lane 1-2: Human fetal liver tissue
Mouse liver tissue lysates
Primary antibody: [TA371546] (STAR4 Antibody)
at dilution 1/350
Secondary antibody: Goat anti rabbit IgG at
1/8000 dilution
Exposure time: 20 seconds



Immunohistochemistry of paraffin-embedded
Human tonsil tissue using [TA371546] (STAR4
Antibody) at dilution 1/30 (Original magnification:
×200)



Immunohistochemistry of paraffin-embedded Human tonsil tissue using [TA371546] (STARD4 Antibody) at dilution 1/30, treated with synthetic peptide. (Original magnification: $\times 200$)