

Product datasheet for **TA371345**

FBXO31 Rabbit Polyclonal Antibody

Product data:

Product Type:	Primary Antibodies
Applications:	IHC
Recommended Dilution:	IHC: 50-200 Positive control: Human gastric cancer Predicted cell location: Cytoplasm
Reactivity:	Human, Mouse, Rat
Host:	Rabbit
Isotype:	IgG
Clonality:	Polyclonal
Immunogen:	Synthetic peptide of human FBXO31
Formulation:	pH7.4 PBS, 0.05% NaN ₃ , 40% Glycerol
Concentration:	lot specific
Purification:	Antigen affinity purification
Conjugation:	Unconjugated
Storage:	Store at -20°C.
Stability:	1 year
Gene Name:	F-box protein 31
Database Link:	Entrez Gene 79791 Human Q5XUX0

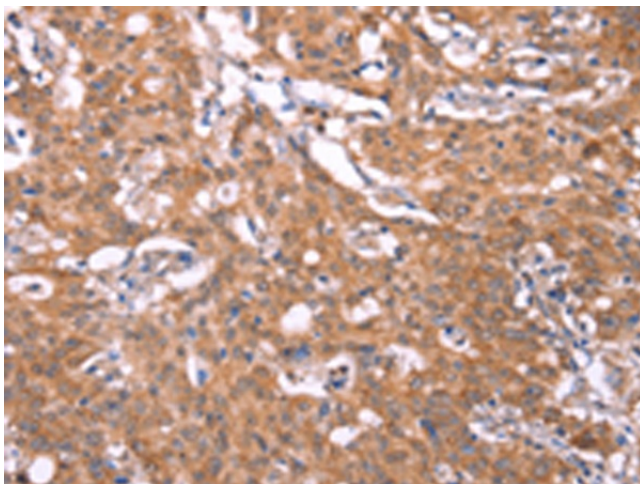
Background: This gene is a member of the F-box family. Members are classified into three classes according to the substrate interaction domain, FBW for WD40 repeats, FBL for leucine-rich repeats, and FBXO for other domains. This protein, classified into the last category because of the lack of a recognizable substrate binding domain, has been proposed to be a component of the SCF ubiquitination complex. It is thought to bind and recruit substrate for ubiquitination and degradation. This protein may have a role in regulating the cell cycle as well as dendrite growth and neuronal migration. Alternative splicing results in multiple transcript variants.



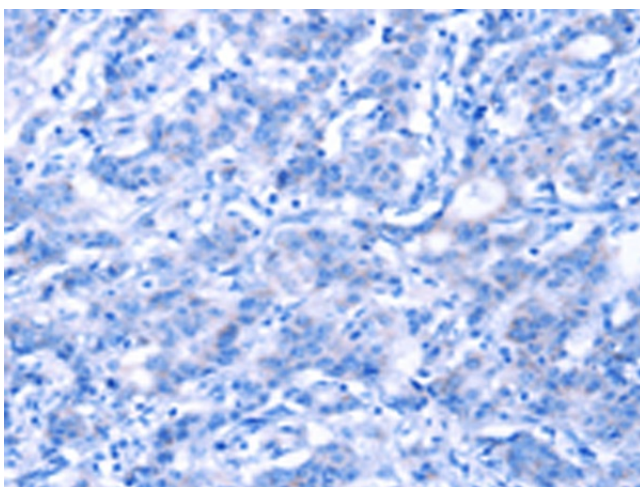
[View online »](#)

Synonyms: DKFZp434B027; DKFZp434J1815; FBX14; Fbx31; FBXO14; FLJ22477; MGC9527; MGC15419; pp2386

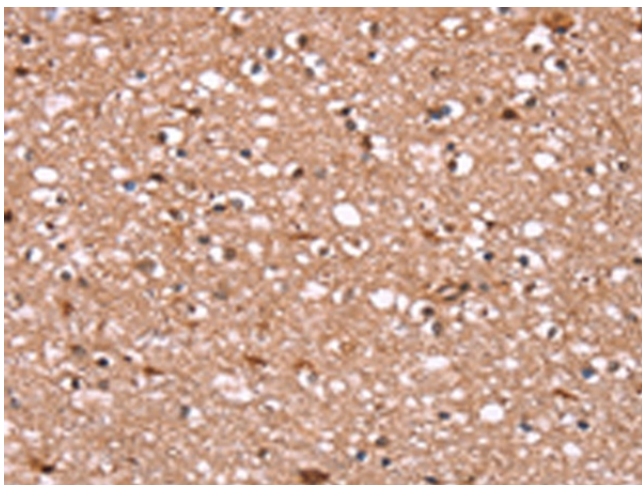
Product images:



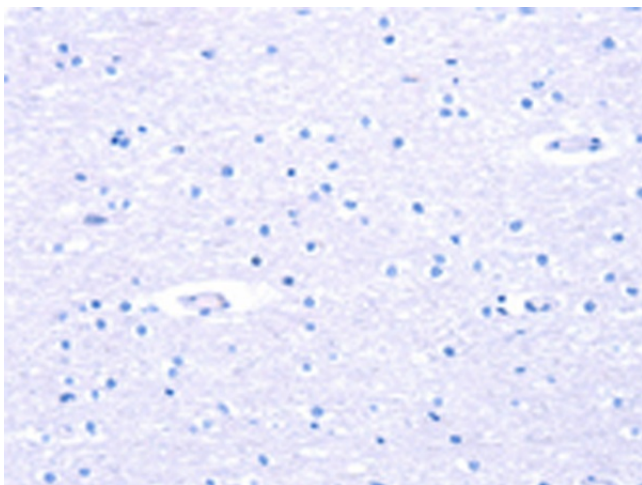
Immunohistochemistry of paraffin-embedded Human gastric cancer tissue using TA371345 (FBXO31 Antibody) at dilution 1/40 (Original magnification: $\times 200$)



Immunohistochemistry of paraffin-embedded Human gastric cancer tissue using TA371345 (FBXO31 Antibody) at dilution 1/40, treated with synthetic peptide. (Original magnification: $\times 200$)



Immunohistochemistry of paraffin-embedded Human brain tissue using TA371345 (FBXO31 Antibody) at dilution 1/40 (Original magnification: ×200)



Immunohistochemistry of paraffin-embedded Human brain tissue using TA371345 (FBXO31 Antibody) at dilution 1/40, treated with synthetic peptide. (Original magnification: ×200)