

## Product datasheet for **TA371320**

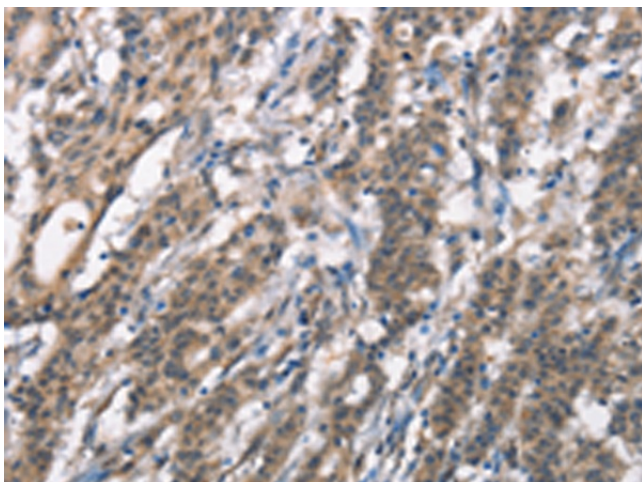
### DGAT1 Rabbit Polyclonal Antibody

#### Product data:

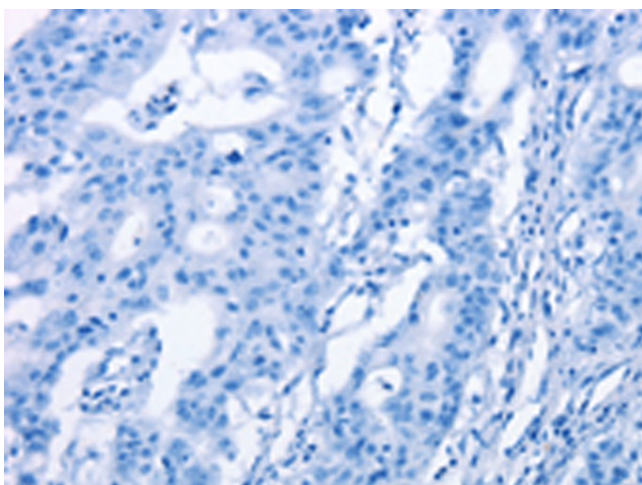
Product Type:	Primary Antibodies
Applications:	IHC
Recommended Dilution:	IHC: 25-100 Positive control: Human gastric cancer Predicted cell location: Cytoplasm
Reactivity:	Human, Mouse, Rat
Host:	Rabbit
Isotype:	IgG
Clonality:	Polyclonal
Immunogen:	Synthetic peptide of human DGAT1
Formulation:	pH7.4 PBS, 0.05% NaN <sub>3</sub> , 40% Glycerol
Concentration:	lot specific
Purification:	Antigen affinity purification
Conjugation:	Unconjugated
Storage:	Store at -20°C.
Stability:	1 year
Gene Name:	diacylglycerol O-acyltransferase 1
Database Link:	<a href="#">Entrez Gene 8694 Human O75907</a>
Background:	This gene encodes a multipass transmembrane protein that functions as a key metabolic enzyme. The encoded protein catalyzes the conversion of diacylglycerol and fatty acyl CoA to triacylglycerol. This enzyme can also transfer acyl CoA to retinol. Activity of this protein may be associated with obesity and other metabolic diseases.
Synonyms:	AGRP1; ARGP1; DGAT



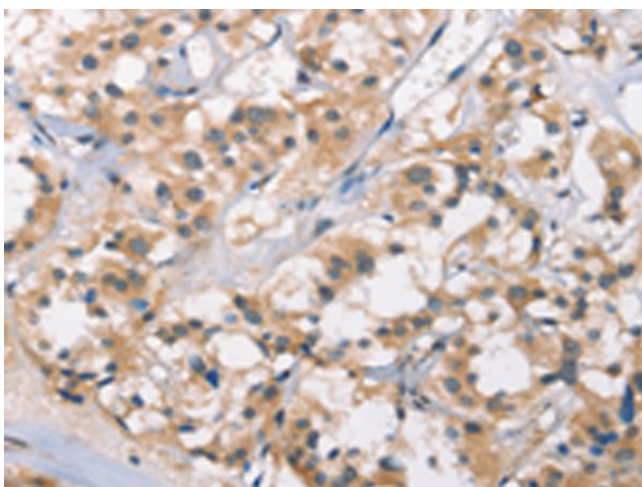
[View online »](#)

**Product images:**

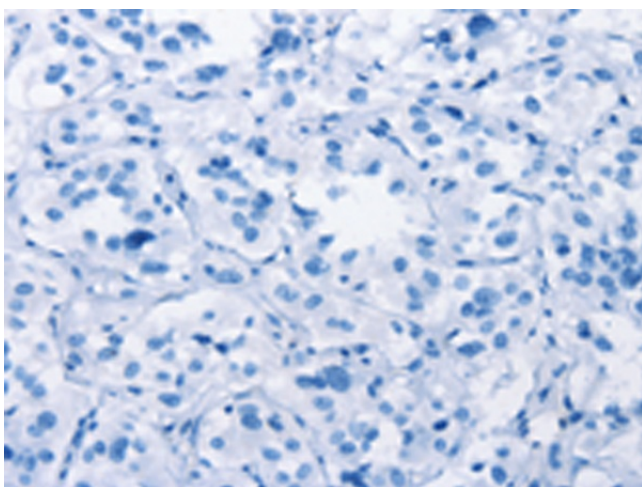
Immunohistochemistry of paraffin-embedded Human gastric cancer tissue using TA371320 (DGAT1 Antibody) at dilution 1/40 (Original magnification:  $\times 200$ )



Immunohistochemistry of paraffin-embedded Human gastric cancer tissue using TA371320 (DGAT1 Antibody) at dilution 1/40, treated with synthetic peptide. (Original magnification:  $\times 200$ )



Immunohistochemistry of paraffin-embedded Human thyroid cancer tissue using TA371320 (DGAT1 Antibody) at dilution 1/40 (Original magnification: ×200)



Immunohistochemistry of paraffin-embedded Human thyroid cancer tissue using TA371320 (DGAT1 Antibody) at dilution 1/40, treated with synthetic peptide. (Original magnification: ×200)