

## Product datasheet for **TA371314S**

### DDX4 Rabbit Polyclonal Antibody

#### Product data:

Product Type:	Primary Antibodies
Applications:	IHC
Recommended Dilution:	IHC: 25-100 Positive control: Human gastric cancer Predicted cell location: Cytoplasm
Reactivity:	Human, Mouse, Rat
Host:	Rabbit
Isotype:	IgG
Clonality:	Polyclonal
Immunogen:	Synthetic peptide of human DDX4
Formulation:	pH7.4 PBS, 0.05% NaN <sub>3</sub> , 40% Glycerol
Concentration:	lot specific
Purification:	Antigen affinity purification
Conjugation:	Unconjugated
Storage:	Store at -20°C.
Stability:	1 year
Gene Name:	DEAD-box helicase 4
Database Link:	<a href="#">Entrez Gene 54514 Human Q9NQ10</a>



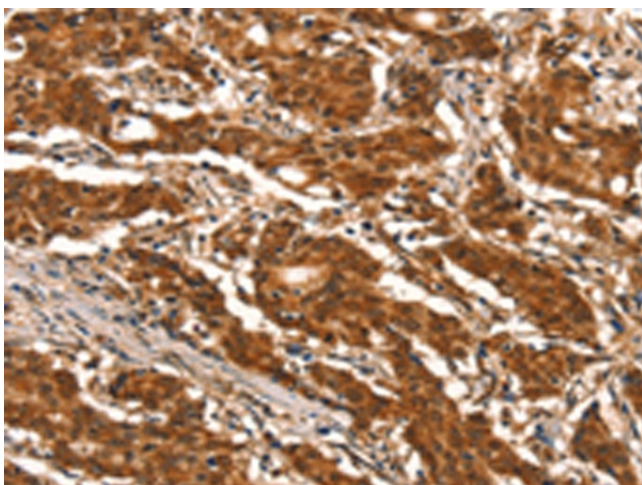
[View online »](#)

**Background:**

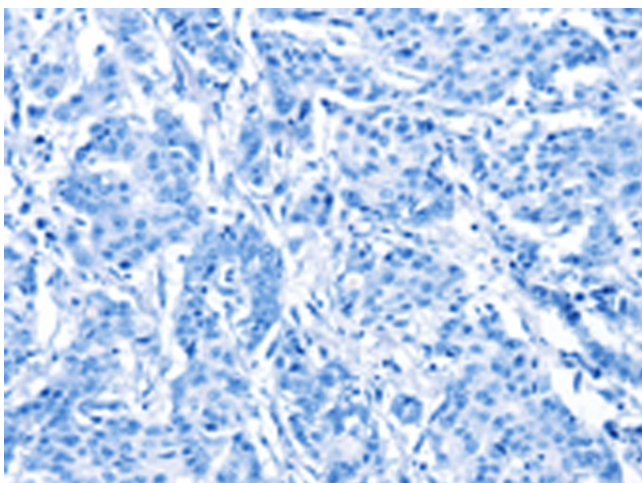
DEAD box proteins, characterized by the conserved motif Asp-Glu-Ala-Asp (DEAD), are putative RNA helicases. They are implicated in a number of cellular processes involving alteration of RNA secondary structure such as translation initiation, nuclear and mitochondrial splicing, and ribosome and spliceosome assembly. Based on their distribution patterns, some members of this family are believed to be involved in embryogenesis, spermatogenesis, and cellular growth and division. This gene encodes a DEAD box protein, which is a homolog of VASA proteins in *Drosophila* and several other species. The gene is specifically expressed in the germ cell lineage in both sexes and functions in germ cell development. Multiple transcript variants encoding different isoforms have been found for this gene.

**Synonyms:**

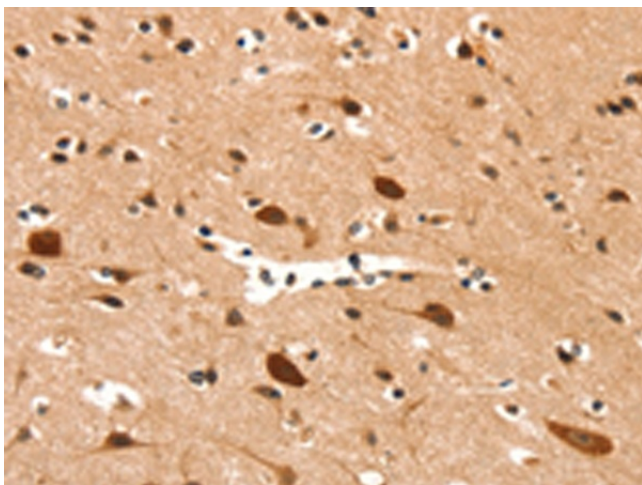
MGC111074; VASA

**Product images:**

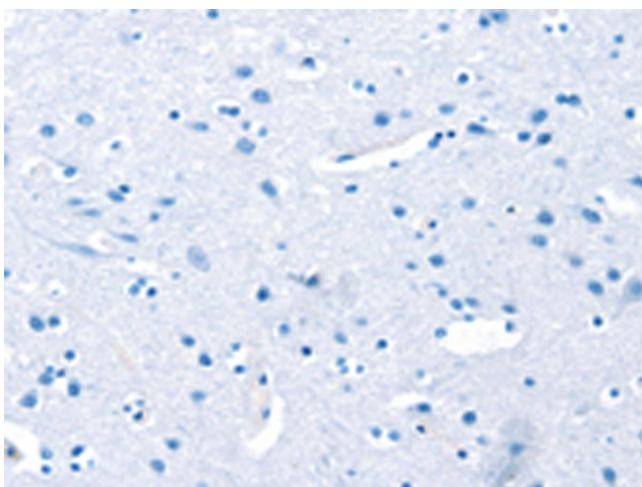
Immunohistochemistry of paraffin-embedded Human gastric cancer tissue using [TA371314] (DDX4 Antibody) at dilution 1/25 (Original magnification:  $\times 200$ )



Immunohistochemistry of paraffin-embedded Human gastric cancer tissue using [TA371314] (DDX4 Antibody) at dilution 1/25, treated with synthetic peptide. (Original magnification:  $\times 200$ )



Immunohistochemistry of paraffin-embedded Human brain tissue using [TA371314] (DDX4 Antibody) at dilution 1/25 (Original magnification: ×200)



Immunohistochemistry of paraffin-embedded Human brain tissue using [TA371314] (DDX4 Antibody) at dilution 1/25, treated with synthetic peptide. (Original magnification: ×200)