

Product datasheet for **TA371054**

MED18 Rabbit Polyclonal Antibody


Product data:

Product Type:	Primary Antibodies
Applications:	IHC
Recommended Dilution:	IHC: 100-300 Positive control: Human tonsil Predicted cell location: Nucleus
Reactivity:	Human, Mouse
Host:	Rabbit
Isotype:	IgG
Clonality:	Polyclonal
Immunogen:	Fusion protein of human MED18
Formulation:	pH7.4 PBS, 0.05% NaN ₃ , 40% Glycerol
Concentration:	lot specific
Purification:	Antigen affinity purification
Conjugation:	Unconjugated
Storage:	Store at -20°C.
Stability:	1 year
Gene Name:	mediator complex subunit 18
Database Link:	Entrez Gene 54797 Human Q9BUE0
Background:	MED18 is a component of the Mediator complex, which is a coactivator for DNA-binding factors that activate transcription via RNA polymerase II (Sato et al., 2003 [PubMed 12584197]).
Synonyms:	FLJ20045; p28b

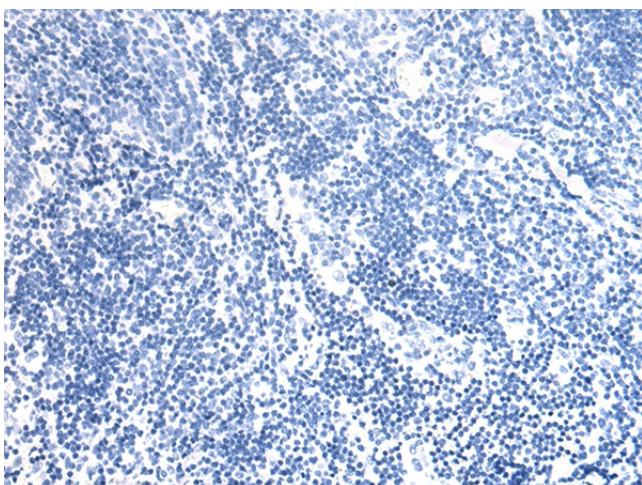


[View online »](#)

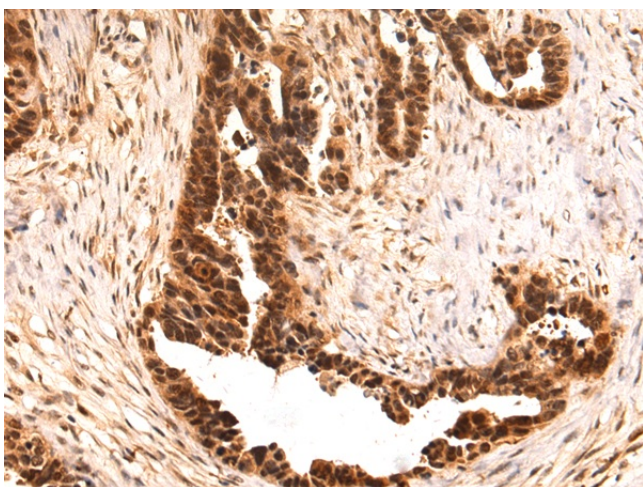
Product images:



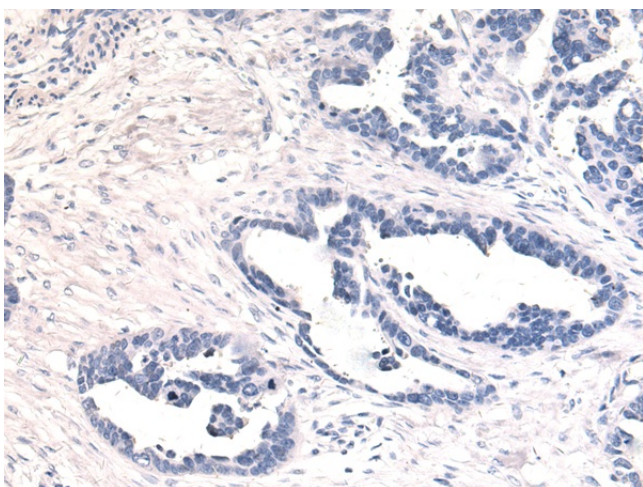
Immunohistochemistry of paraffin-embedded Human tonsil tissue using TA371054 (MED18 Antibody) at dilution 1/50 (Original magnification: ×200)



Immunohistochemistry of paraffin-embedded Human tonsil tissue using TA371054 (MED18 Antibody) at dilution 1/50, treated with fusion protein. (Original magnification: ×200)



Immunohistochemistry of paraffin-embedded Human colorectal cancer tissue using TA371054 (MED18 Antibody) at dilution 1/50 (Original magnification: ×200)



Immunohistochemistry of paraffin-embedded Human colorectal cancer tissue using TA371054 (MED18 Antibody) at dilution 1/50, treated with fusion protein. (Original magnification: ×200)