

Product datasheet for **TA371042S**

TNXB Rabbit Polyclonal Antibody

Product data:

Product Type:	Primary Antibodies
Applications:	IHC, WB
Recommended Dilution:	WB: 500-2000 WB positive control: 231 cell, Mouse liver tissue, Hela cell lysates IHC: 50-200 Positive control: Human tonsil Predicted cell location: Secreted
Reactivity:	Human, Mouse
Host:	Rabbit
Isotype:	IgG
Clonality:	Polyclonal
Immunogen:	Fusion protein of human TNXB
Formulation:	pH7.4 PBS, 0.05% NaN ₃ , 40% Glycerol
Purification:	Antigen affinity purification
Conjugation:	Unconjugated
Storage:	Store at -20°C.
Stability:	1 year
Predicted Protein Size:	458 kDa
Gene Name:	tenascin XB
Database Link:	Entrez Gene 7148 Human P22105




[View online »](#)

Background:

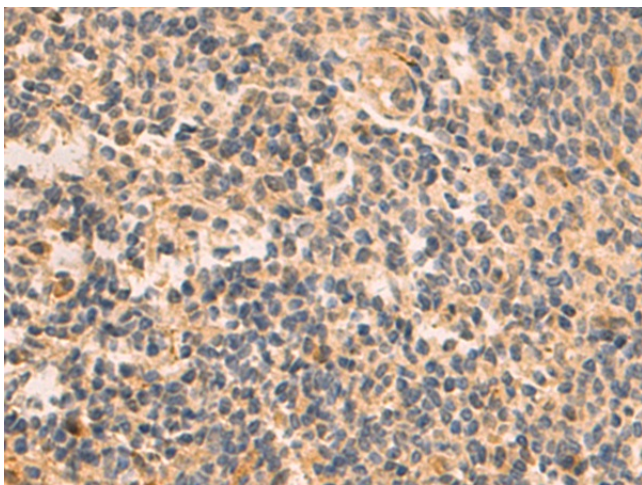
This gene encodes a member of the tenascin family of extracellular matrix glycoproteins. The tenascins have anti-adhesive effects, as opposed to fibronectin which is adhesive. This protein is thought to function in matrix maturation during wound healing, and its deficiency has been associated with the connective tissue disorder Ehlers-Danlos syndrome. This gene localizes to the major histocompatibility complex (MHC) class III region on chromosome 6. It is one of four genes in this cluster which have been duplicated. The duplicated copy of this gene is incomplete and is a pseudogene which is transcribed but does not encode a protein. The structure of this gene is unusual in that it overlaps the CREBL1 and CYP21A2 genes at its 5' and 3' ends, respectively. Multiple transcript variants encoding different isoforms have been found for this gene.

Synonyms:

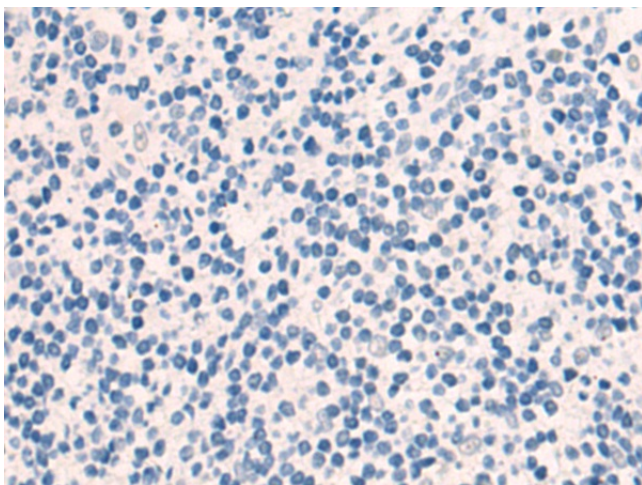
hexabrachion-like; HXBL; tenascin-X; TENX; TN-X; TNX; TNXB1; TNXB2; TNXBS; XB; XBS

Product images:

Gel: 6%SDS-PAGE
Lysate: 40 µg
Lane 1-3: 231 cell
Mouse liver tissue
HeLa cell lysates
Primary antibody: [TA371042] (TNXB Antibody) at dilution 1/600
Secondary antibody: Goat anti rabbit IgG at 1/5000 dilution
Exposure time: 2 minutes



Immunohistochemistry of paraffin-embedded Human tonsil tissue using [TA371042] (TNXB Antibody) at dilution 1/85 (Original magnification: ×200)



Immunohistochemistry of paraffin-embedded Human tonsil tissue using [TA371042] (TNXB Antibody) at dilution 1/85, treated with fusion protein. (Original magnification: $\times 200$)