

Product datasheet for **TA370988S**

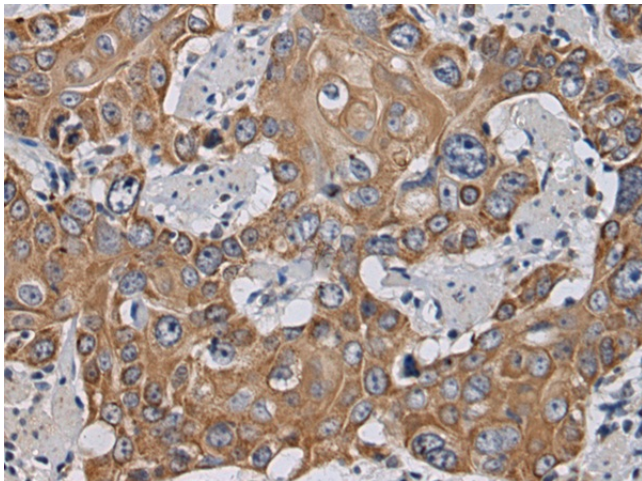
TSSK4 Rabbit Polyclonal Antibody

Product data:

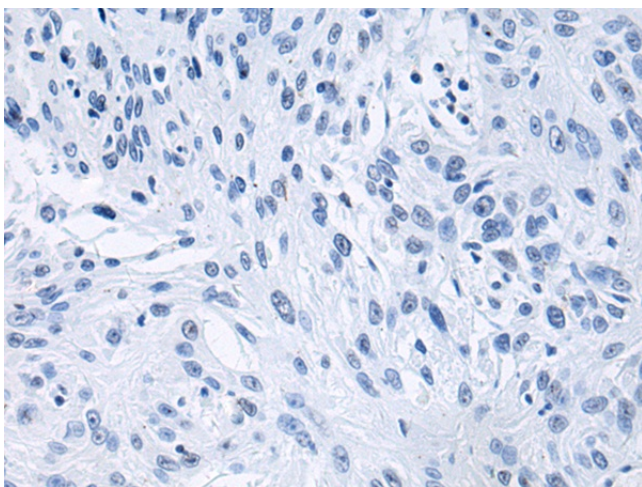
Product Type:	Primary Antibodies
Applications:	IHC
Recommended Dilution:	IHC: 150-300 Positive control: Human esophagus cancer Predicted cell location: Cytoplasm
Reactivity:	Human, Mouse
Host:	Rabbit
Isotype:	IgG
Clonality:	Polyclonal
Immunogen:	Fusion protein of human TSSK4
Formulation:	pH7.4 PBS, 0.05% NaN ₃ , 40% Glycerol
Purification:	Antigen affinity purification
Conjugation:	Unconjugated
Storage:	Store at -20°C.
Stability:	1 year
Gene Name:	testis specific serine kinase 4
Database Link:	Entrez Gene 283629 Human Q6SA08
Background:	This gene encodes a member of the testis-specific serine/threonine kinase family. The encoded protein is thought to be involved in spermatogenesis via stimulation of the CREB/CRE responsive pathway through phosphorylation of the cAMP responsive element binding protein transcription factor. Alternative splicing results in multiple transcript variants. [provided by RefSeq, May 2010]
Synonyms:	C14orf20; MGC133264; STK22E; TSK-4; TSSK-4; TSSK5



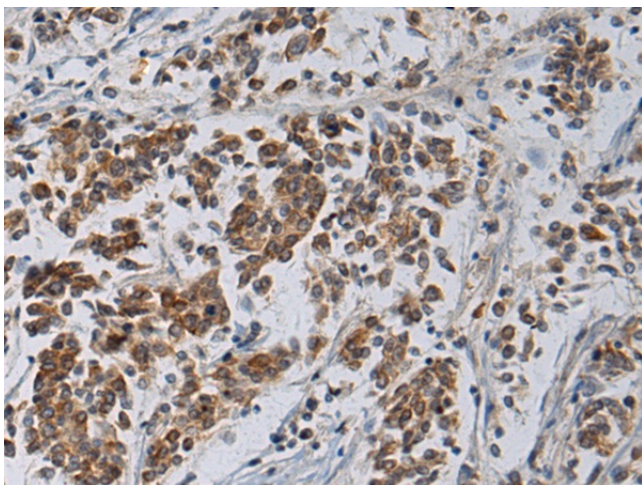
[View online »](#)

Product images:

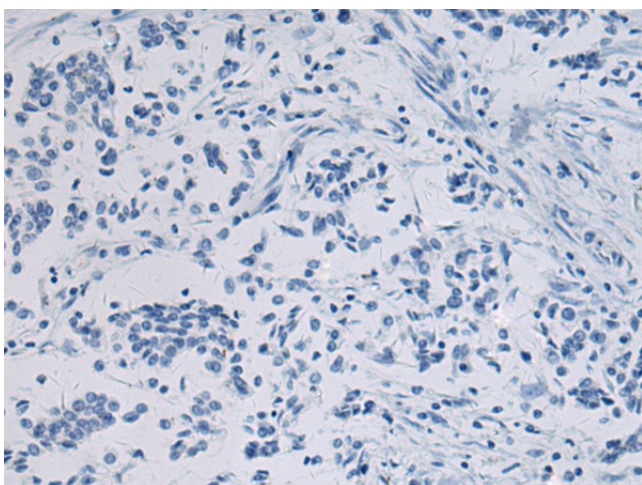
Immunohistochemistry of paraffin-embedded Human esophagus cancer tissue using [TA370988] (TSSK4 Antibody) at dilution 1/130 (Original magnification: $\times 200$)



Immunohistochemistry of paraffin-embedded Human esophagus cancer tissue using [TA370988] (TSSK4 Antibody) at dilution 1/130, treated with fusion protein. (Original magnification: $\times 200$)



Immunohistochemistry of paraffin-embedded Human breast cancer tissue using [TA370988] (TSSK4 Antibody) at dilution 1/130 (Original magnification: $\times 200$)



Immunohistochemistry of paraffin-embedded Human breast cancer tissue using [TA370988] (TSSK4 Antibody) at dilution 1/130, treated with fusion protein. (Original magnification: $\times 200$)