

Product datasheet for **TA370973S**

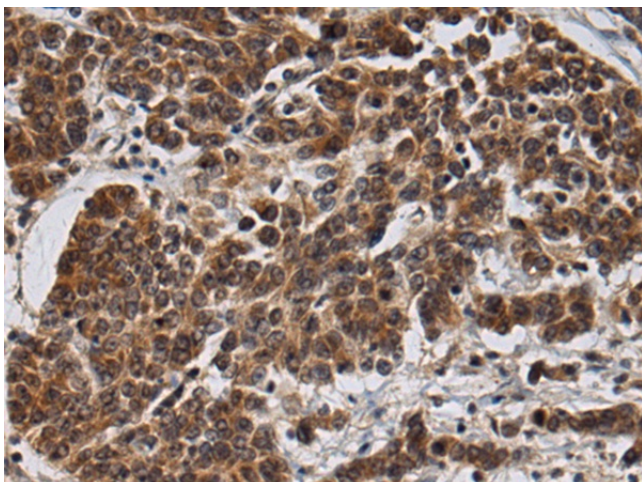
DIP2A Rabbit Polyclonal Antibody

Product data:

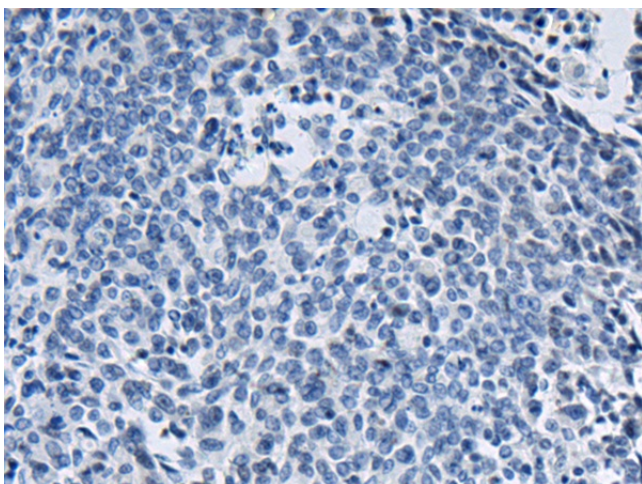
Product Type:	Primary Antibodies
Applications:	IHC
Recommended Dilution:	IHC: 150-300 Positive control: Human colorectal cancer Predicted cell location: Cytoplasm
Reactivity:	Human, Mouse
Host:	Rabbit
Isotype:	IgG
Clonality:	Polyclonal
Immunogen:	Fusion protein of human DIP2A
Formulation:	pH7.4 PBS, 0.05% NaN ₃ , 40% Glycerol
Purification:	Antigen affinity purification
Conjugation:	Unconjugated
Storage:	Store at -20°C.
Stability:	1 year
Gene Name:	disco interacting protein 2 homolog A
Database Link:	Entrez Gene 23181 Human Q14689
Background:	The protein encoded by this gene may be involved in axon patterning in the central nervous system. This gene is not highly expressed. Several transcript variants encoding different isoforms have been found for this gene. [provided by RefSeq, Mar 2009]
Synonyms:	C21orf106; Dip2; KIAA0184



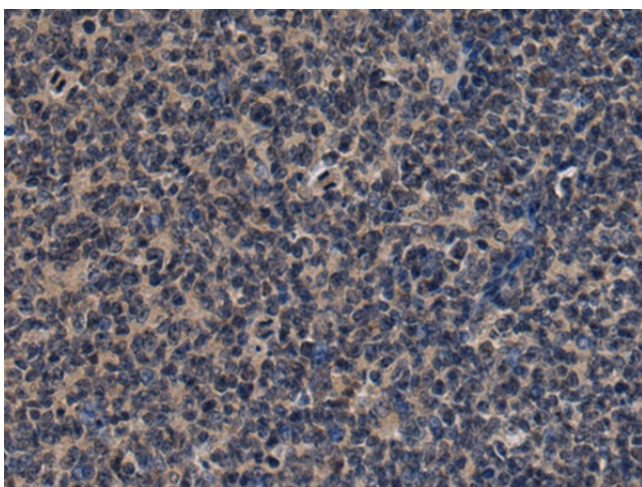
[View online »](#)

Product images:

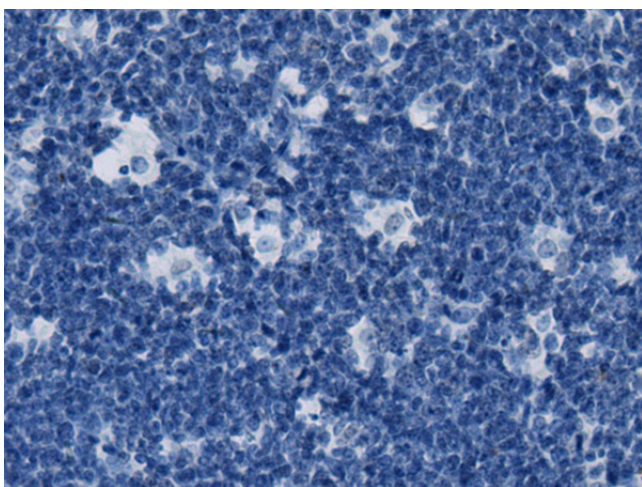
Immunohistochemistry of paraffin-embedded Human colorectal cancer tissue using [TA370973] (DIP2A Antibody) at dilution 1/120 (Original magnification: $\times 200$)



Immunohistochemistry of paraffin-embedded Human colorectal cancer tissue using [TA370973] (DIP2A Antibody) at dilution 1/120, treated with fusion protein. (Original magnification: $\times 200$)



Immunohistochemistry of paraffin-embedded Human tonsil tissue using [TA370973] (DIP2A Antibody) at dilution 1/120 (Original magnification: x200)



Immunohistochemistry of paraffin-embedded Human tonsil tissue using [TA370973] (DIP2A Antibody) at dilution 1/120, treated with fusion protein. (Original magnification: x200)