

## Product datasheet for **TA370961S**

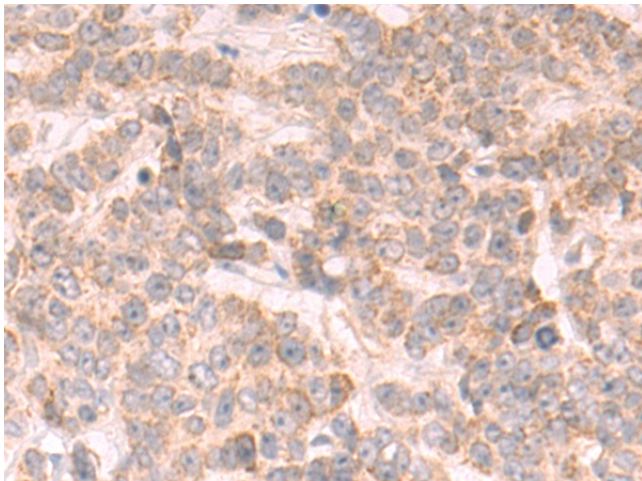
### **DHX57 Rabbit Polyclonal Antibody**

#### **Product data:**

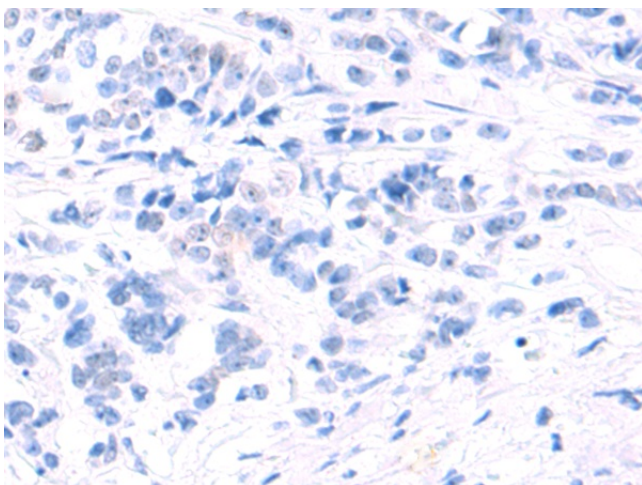
Product Type:	Primary Antibodies
Applications:	IHC
Recommended Dilution:	IHC: 50-200 Positive control: Human breast cancer Predicted cell location: Cytoplasm
Reactivity:	Human
Host:	Rabbit
Isotype:	IgG
Clonality:	Polyclonal
Immunogen:	Fusion protein of human DHX57
Formulation:	pH7.4 PBS, 0.05% NaN <sub>3</sub> , 40% Glycerol
Purification:	Antigen affinity purification
Conjugation:	Unconjugated
Storage:	Store at -20°C.
Stability:	1 year
Gene Name:	DEAH-box helicase 57
Database Link:	<a href="#">Entrez Gene 90957 Human Q6P158</a>
Background:	Probable ATP-binding RNA helicase.
Synonyms:	DDX57; FLJ32861



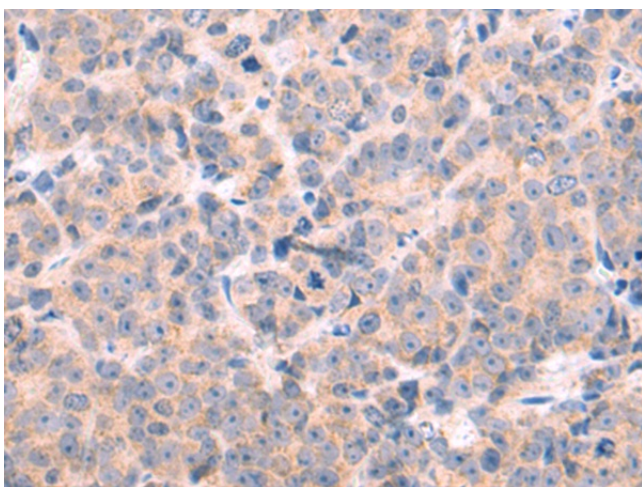
[View online »](#)

**Product images:**

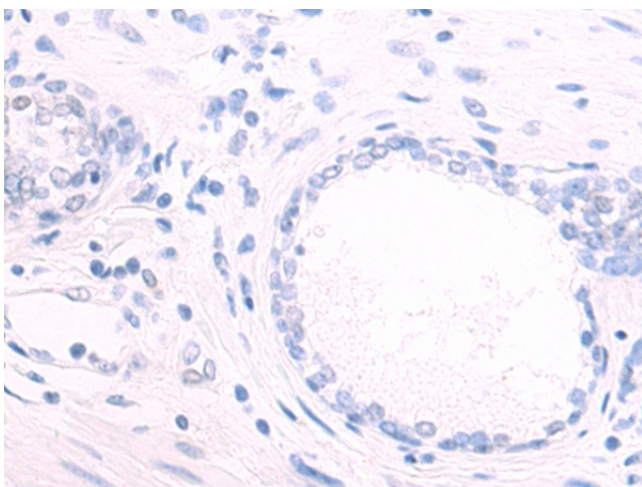
Immunohistochemistry of paraffin-embedded Human breast cancer tissue using [TA370961] (DHX57 Antibody) at dilution 1/50 (Original magnification: ×200)



Immunohistochemistry of paraffin-embedded Human breast cancer tissue using [TA370961] (DHX57 Antibody) at dilution 1/50, treated with fusion protein. (Original magnification: ×200)



Immunohistochemistry of paraffin-embedded Human prostate cancer tissue using [TA370961] (DHX57 Antibody) at dilution 1/50 (Original magnification:  $\times 200$ )



Immunohistochemistry of paraffin-embedded Human prostate cancer tissue using [TA370961] (DHX57 Antibody) at dilution 1/50, treated with fusion protein. (Original magnification:  $\times 200$ )