

Product datasheet for **TA370945**

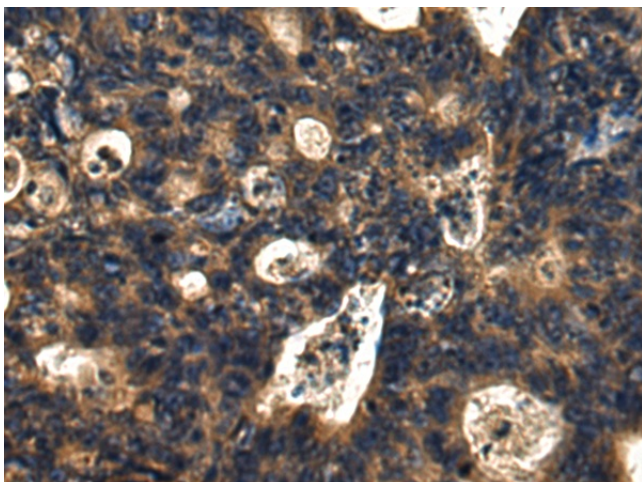
DPH4 (DNAJC24) Rabbit Polyclonal Antibody

Product data:

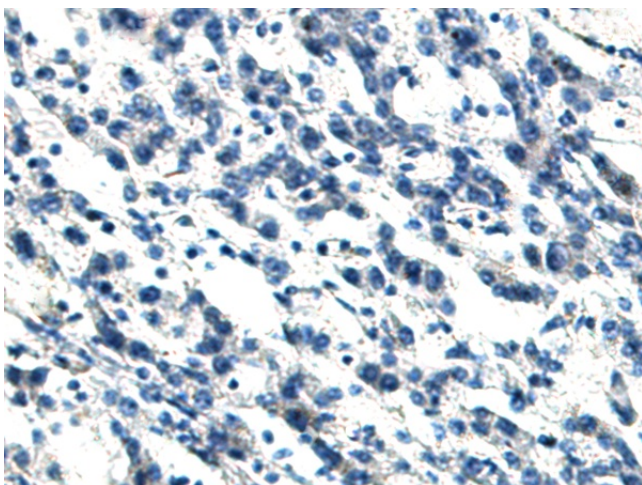
Product Type:	Primary Antibodies
Applications:	IHC
Recommended Dilution:	IHC: 100-300 Positive control: Human colorectal cancer Predicted cell location: Cytoplasm
Reactivity:	Human, Mouse
Host:	Rabbit
Isotype:	IgG
Clonality:	Polyclonal
Immunogen:	Fusion protein of human DNAJC24
Formulation:	pH7.4 PBS, 0.05% NaN ₃ , 40% Glycerol
Concentration:	lot specific
Purification:	Antigen affinity purification
Conjugation:	Unconjugated
Storage:	Store at -20°C.
Stability:	1 year
Gene Name:	Dnaj heat shock protein family (Hsp40) member C24
Database Link:	Entrez Gene 120526 Human Q6P3W2
Background:	Diphthamide is a unique posttranslationally modified histidine found only in translation elongation factor-2 (EEF2; MIM 130610). This modification is conserved from archaebacteria to humans and serves as the target for ADP-ribosylation and inactivation of EEF2 by diphtheria toxin (DT) and Pseudomonas exotoxin A. DPH4 is 1 of several enzymes involved in synthesis of diphthamide in EEF2 (Liu et al., 2004 [PubMed 15485916]).
Synonyms:	1700030A21Rik; DPH4; JJJ3; ZCSL3



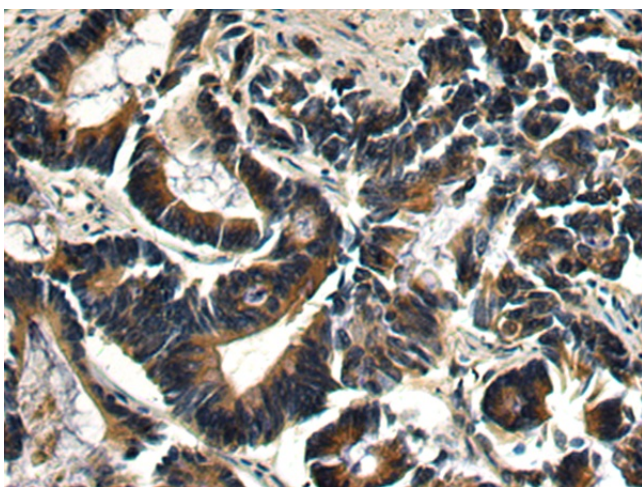
[View online »](#)

Product images:

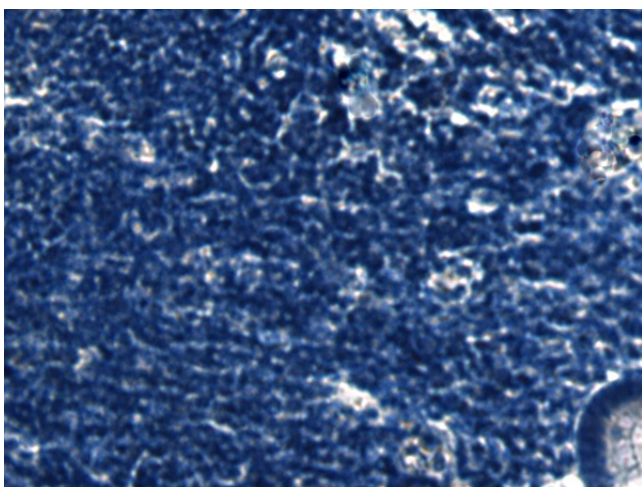
Immunohistochemistry of paraffin-embedded Human colorectal cancer tissue using TA370945 (DNAJC24 Antibody) at dilution 1/110 (Original magnification: ×200)



Immunohistochemistry of paraffin-embedded Human colorectal cancer tissue using TA370945 (DNAJC24 Antibody) at dilution 1/110, treated with fusion protein. (Original magnification: ×200)



Immunohistochemistry of paraffin-embedded Human liver cancer tissue using TA370945 (DNAJC24 Antibody) at dilution 1/110 (Original magnification: ×200)



Immunohistochemistry of paraffin-embedded Human liver cancer tissue using TA370945 (DNAJC24 Antibody) at dilution 1/110, treated with fusion protein. (Original magnification: ×200)