

## Product datasheet for **TA370931**

### FABP6 Rabbit Polyclonal Antibody

#### Product data:

Product Type:	Primary Antibodies
Applications:	IHC, WB
Recommended Dilution:	WB: 500-2000 WB positive control: Mouse small intestines tissue lysate IHC: 200-400 Positive control: Human liver cancer Predicted cell location: Cytoplasm
Reactivity:	Human, Mouse
Host:	Rabbit
Isotype:	IgG
Clonality:	Polyclonal
Immunogen:	Fusion protein of human FABP6
Formulation:	pH7.4 PBS, 0.05% NaN <sub>3</sub> , 40% Glycerol
Concentration:	lot specific
Purification:	Antigen affinity purification
Conjugation:	Unconjugated
Storage:	Store at -20°C.
Stability:	1 year
Predicted Protein Size:	14 kDa
Gene Name:	fatty acid binding protein 6
Database Link:	<a href="#">Entrez Gene 2172 Human P51161</a>


**Background:** This gene encodes the ileal fatty acid binding protein. Fatty acid binding proteins are a family of small, highly conserved, cytoplasmic proteins that bind long-chain fatty acids and other hydrophobic ligands. FABP6 and FABP1 (the liver fatty acid binding protein) are also able to bind bile acids. It is thought that FABPs roles include fatty acid uptake, transport, and metabolism. Transcript variants generated by alternate transcription promoters and/or alternate splicing have been found for this gene.



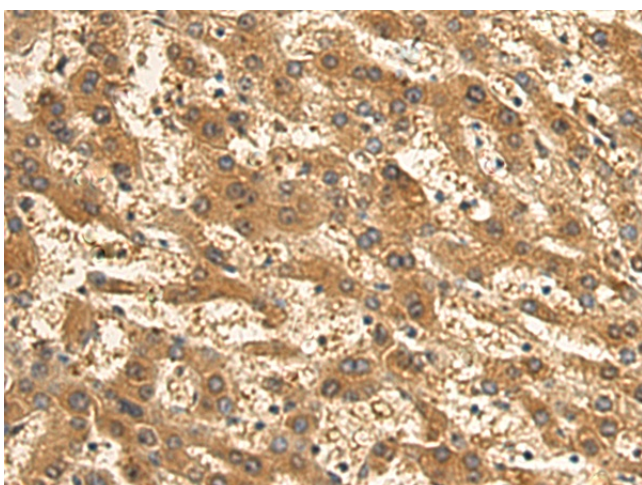
[View online »](#)

Synonyms: gastrotropin; GT; I-15P; I-BABP; I-BALB; I-BAP; ILBP; ILBP3; ILLBP

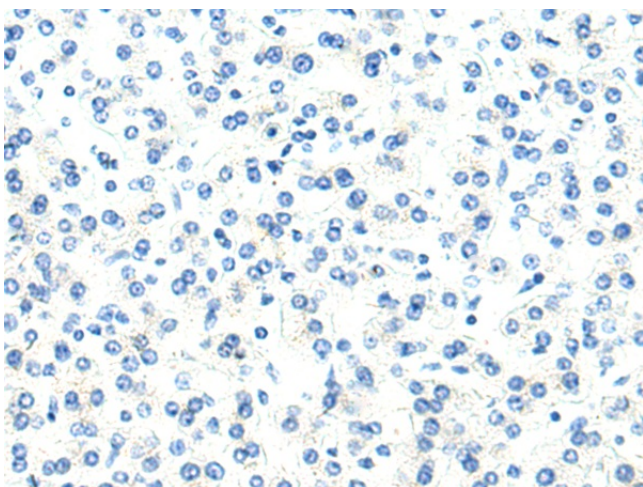
### Product images:



Gel: 12%SDS-PAGE  
Lysate: 40  $\mu$ g  
Lane: Mouse small intestines tissue lysate  
Primary antibody: TA370931 (FABP6 Antibody) at dilution 1/1000  
Secondary antibody: Goat anti rabbit IgG at 1/5000 dilution  
Exposure time: 3 minutes



Immunohistochemistry of paraffin-embedded Human liver cancer tissue using TA370931 (FABP6 Antibody) at dilution 1/200 (Original magnification:  $\times$ 200)



Immunohistochemistry of paraffin-embedded Human liver cancer tissue using TA370931 (FABP6 Antibody) at dilution 1/200, treated with fusion protein. (Original magnification: ×200)