

Product datasheet for **TA370912S**

GNS Rabbit Polyclonal Antibody

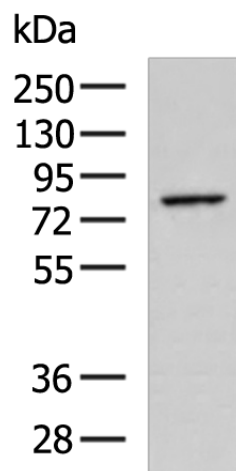
Product data:

Product Type:	Primary Antibodies
Applications:	IHC, WB
Recommended Dilution:	WB: 500-2000 WB positive control: PC3 cell lysate IHC: 50-200 Positive control: Human cervical cancer Predicted cell location: Cytoplasm
Reactivity:	Human, Mouse
Host:	Rabbit
Isotype:	IgG
Clonality:	Polyclonal
Immunogen:	Fusion protein of human GNS
Formulation:	pH7.4 PBS, 0.05% NaN ₃ , 40% Glycerol
Purification:	Antigen affinity purification
Conjugation:	Unconjugated
Storage:	Store at -20°C.
Stability:	1 year
Predicted Protein Size:	62 kDa
Gene Name:	glucosamine (N-acetyl)-6-sulfatase
Database Link:	Entrez Gene 2799 Human P15586
Background:	The product of this gene is a lysosomal enzyme found in all cells. It is involved in the catabolism of heparin, heparan sulphate, and keratan sulphate. Deficiency of this enzyme results in the accumulation of undegraded substrate and the lysosomal storage disorder mucopolysaccharidosis type IIID (Sanfilippo D syndrome). Mucopolysaccharidosis type IIID is the least common of the four subtypes of Sanfilippo syndrome.
Synonyms:	G6S; Glucosamine-6-sulfatase; MGC21274; N-acetylglucosamine-6-sulfatase

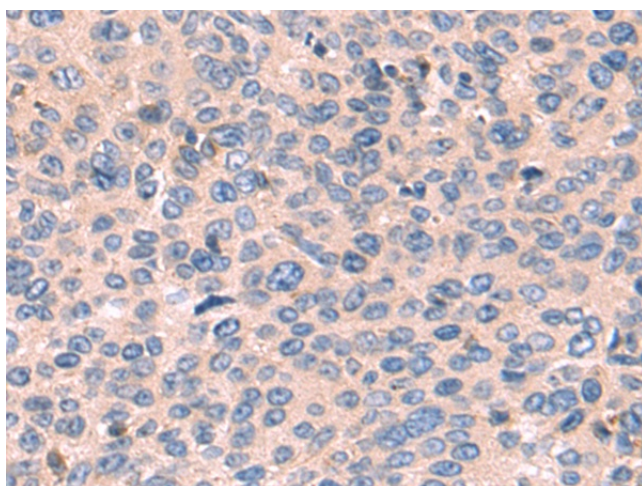


[View online »](#)

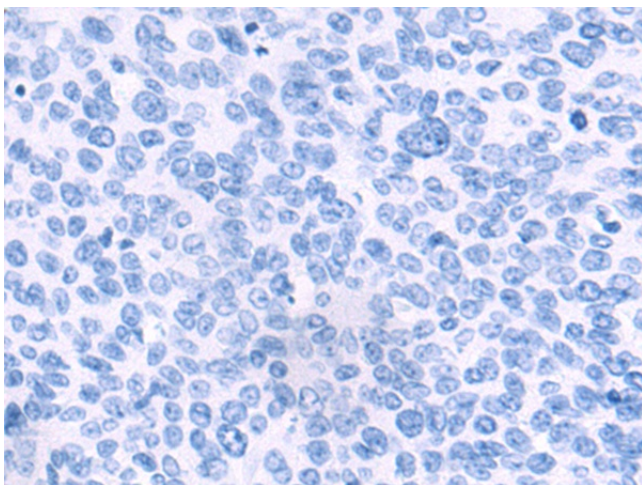
Product images:



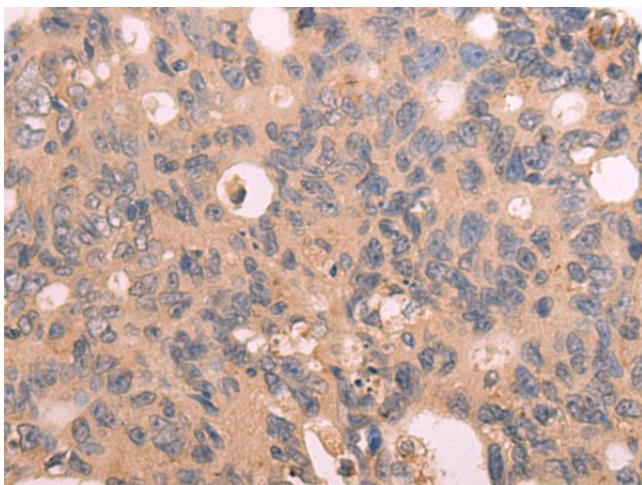
Gel: 8%SDS-PAGE
Lysate: 40 μ g
Lane: PC3 cell lysate
Primary antibody: [TA370912] (GNS Antibody) at dilution 1/700
Secondary antibody: Goat anti rabbit IgG at 1/5000 dilution
Exposure time: 1 minute



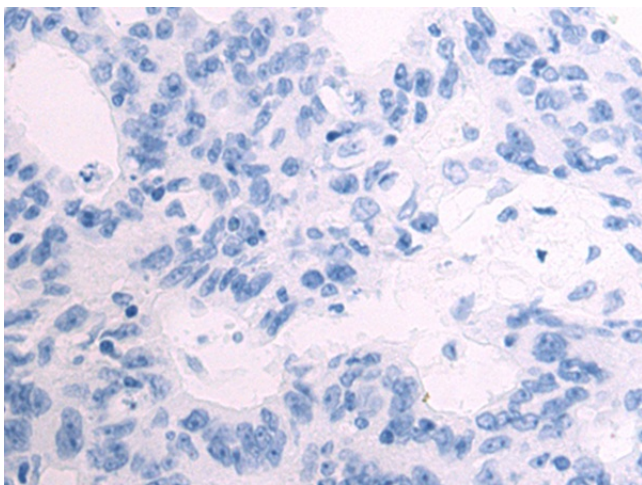
Immunohistochemistry of paraffin-embedded Human cervical cancer tissue using [TA370912] (GNS Antibody) at dilution 1/80 (Original magnification: \times 200)



Immunohistochemistry of paraffin-embedded Human cervical cancer tissue using [TA370912] (GNS Antibody) at dilution 1/80, treated with fusion protein. (Original magnification: ×200)



Immunohistochemistry of paraffin-embedded Human colorectal cancer tissue using [TA370912] (GNS Antibody) at dilution 1/80 (Original magnification: ×200)



Immunohistochemistry of paraffin-embedded Human colorectal cancer tissue using [TA370912] (GNS Antibody) at dilution 1/80, treated with fusion protein. (Original magnification: ×200)