

Product datasheet for **TA370894S**

EBP1 (PA2G4) Rabbit Polyclonal Antibody

Product data:

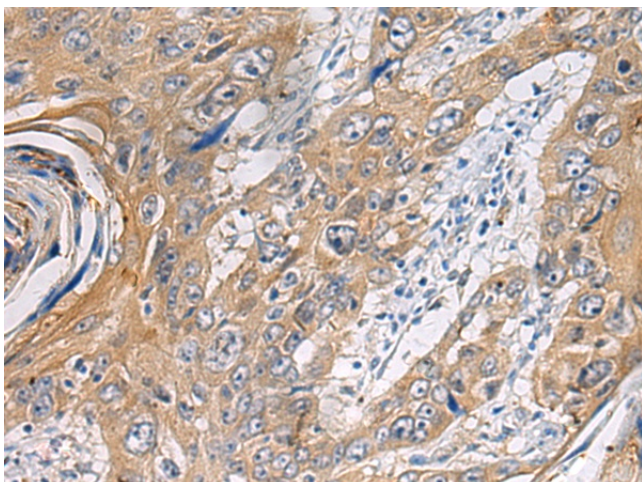
Product Type:	Primary Antibodies
Applications:	IHC
Recommended Dilution:	IHC: 50-200 Positive control: Human esophagus cancer Predicted cell location: Cytoplasm
Reactivity:	Human, Mouse, Rat
Host:	Rabbit
Isotype:	IgG
Clonality:	Polyclonal
Immunogen:	Fusion protein of human PA2G4
Formulation:	pH7.4 PBS, 0.05% NaN ₃ , 40% Glycerol
Purification:	Antigen affinity purification
Conjugation:	Unconjugated
Storage:	Store at -20°C.
Stability:	1 year
Gene Name:	proliferation-associated 2G4
Database Link:	Entrez Gene 5036 Human Q9UQ80

Background: This gene encodes an RNA-binding protein that is involved in growth regulation. This protein is present in pre-ribosomal ribonucleoprotein complexes and may be involved in ribosome assembly and the regulation of intermediate and late steps of rRNA processing. This protein can interact with the cytoplasmic domain of the ErbB3 receptor and may contribute to transducing growth regulatory signals. This protein is also a transcriptional co-repressor of androgen receptor-regulated genes and other cell cycle regulatory genes through its interactions with histone deacetylases. This protein has been implicated in growth inhibition and the induction of differentiation of human cancer cells. Six pseudogenes, located on chromosomes 3, 6, 9, 18, 20 and X, have been identified.

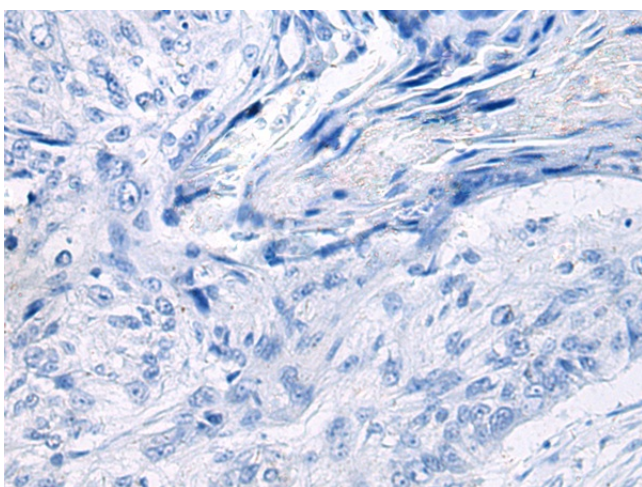
Synonyms: EBP1; HG4-1; p38-2G4



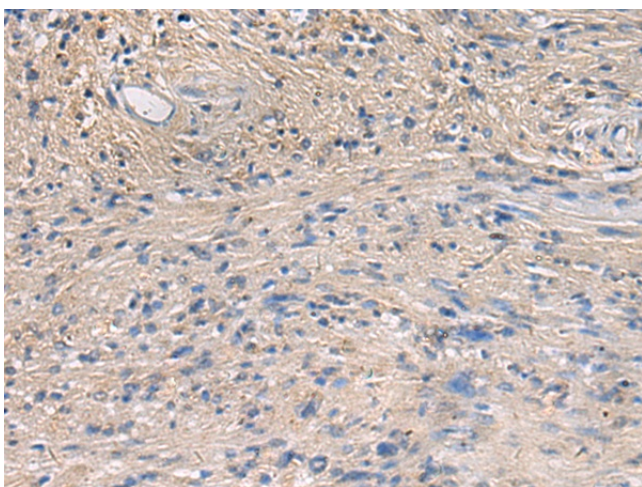
[View online »](#)

Product images:

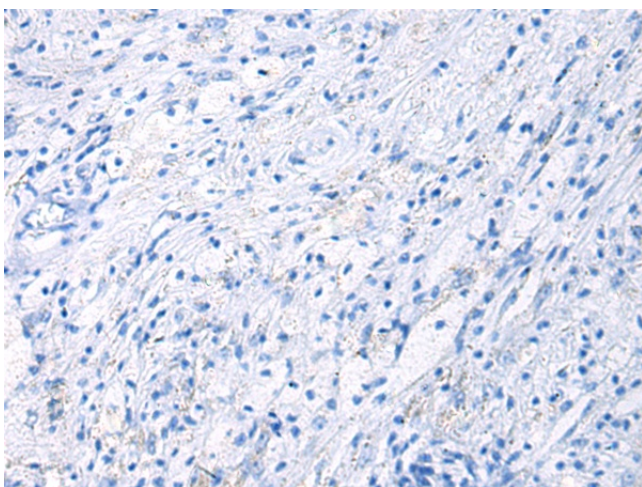
Immunohistochemistry of paraffin-embedded Human esophagus cancer tissue using [TA370894] (PA2G4 Antibody) at dilution 1/60 (Original magnification: $\times 200$)



Immunohistochemistry of paraffin-embedded Human esophagus cancer tissue using [TA370894] (PA2G4 Antibody) at dilution 1/60, treated with fusion protein. (Original magnification: $\times 200$)



Immunohistochemistry of paraffin-embedded Human brain tissue using [TA370894] (PA2G4 Antibody) at dilution 1/60 (Original magnification: x200)



Immunohistochemistry of paraffin-embedded Human brain tissue using [TA370894] (PA2G4 Antibody) at dilution 1/60, treated with fusion protein. (Original magnification: x200)